

28/06/2022

To,

**The Additional Principle Chief Conservator of Forests
Ministry of Environment and Forests, Climate Change
Integrated Regional Office - Chennai
1st Floor, Additional Office Block for GPOA,
Shastri Bhawan, Haddows Road
Nungambakkam,
Chennai –600006**

Sir,

**Sub: Submission of Compliance Report for period of
October 2021 – March 2022-Momentive Performance Materials India
Private Limited, Oragadam– Regd.**

Ref: 1. EC issued vide MoEF Letter No. J-11011/518/2011-IA,II(I) dt. 07.12.2012
2. EC issued vide MoEF Letter No. J-11011/603/2007-IA,II(I) dt. 01.04.2008


With reference to the above, Environmental Clearance has been accorded for the project of multi-product specialty silicones product plant at B-3, SIPCOT Industrial Estate, Oragadam, Sriperumbudur, Kanchipuram District, Tamil Nadu. Our project is implemented and operational.

In compliance to general condition of above-mentioned EC, we hereby enclosed the EC Compliance report for a period of October 2021 to March 2022 for your kind ready reference and records.

Thanking you.

Yours sincerely,

For Momentive Performance Material India (P) Limited,


Authorized Signatory

P. Alagarsamy
Site Leader -Chennai
MobileNo.7825858562, alagarsamy.perumalsamy@momentive.com
Encl: EC Compliance Statement and it's Annexures

Momentive Performance Materials (India) Pvt. Ltd
Compliance Status of Environmental Clearance Conditions
F.No: J-11011/518/2011-IA II (I) Dated 07th Dec 2012
October 2021 – March 2022

RM 1	National Emission Standards for Organic Chemicals Manufacturing Industry issued by the Ministry vide G.S.R. 608(E) dated 21st July, 2010 and amended time to time shall be followed by the unit.	National Emission Standards for Organic Chemicals Manufacturing Industry issued by the Ministry vide G.S.R. 608(E) dated 21st July, 2010 and amended time to time is being followed by the unit. The monitoring reports for the month of October 2021 – March 2022 are enclosed in Annexure II. Condition complied
2	Compliance to all the specific and general conditions mentioned in the existing environmental clearance letter no. J-11011/603/2007-IAII (I) dated 1 st April, 2008 shall be ensured.	Compliance to all the specific and general conditions mentioned in the existing environmental clearance letter no. J-11011/603/2007-IAII (I) dated 1 st April, 2008 are complied. Detailed compliance report enclosed with this report.
3	Stack of adequate height shall be provided to the FO fired boiler to disperse gaseous emissions. Boiler shall be provided with the automatic modulation control systems to ensure right air to fuel ratio to reduce the emission.	No FO is being used. We are using HSD for boiler and to that stack height of 30 m are provided to disperse gaseous emissions. The photograph was submitted along with EC compliance statement to MoEF Regional Office, Chennai on 07/10/2015. Boiler is provided with the automatic modulation control systems to ensure right air to fuel ratio to reduce the emission. Stack emission is monitored on a monthly basis through external agency and all parameters are within the limit. Detailed compliance report enclosed with this report.
4	Adequate scrubbing arrangement shall be provided to process stack to control process emissions. The scrubbing media shall be sent to effluent treatment plant (ETP) for treatment. Efficiency of scrubber shall be monitored regularly and maintained properly. At no time, the emission levels shall go beyond the prescribed standards.	Scrubbing arrangements (Off Gas System) are provided to process stack to control process emissions. The waste water from scrubbing media is treated through effluent treatment plant (ETP). Efficiency of scrubber is monitored regularly and the monitoring reports are enclosed in Annexure II.
5	Ambient air quality data shall be collected as per NAAQES standards notified by the Ministry vide G.S.R. No. 826(E) dated 16th September, 2009. The levels of PM10, SO2, NOX, VOC and CO shall be monitored in the	Ambient air quality is monitored through external lab as per NAAQS standards. The monitored levels of PM10, SO2, NOX, VOC and CO in the ambient air and emissions from the stacks are displayed at main gate of the company.

Momentive Performance Materials (India) Pvt. Ltd

Compliance Status of Environmental Clearance Conditions

F.No: J-11011/518/2011-IA II (I) Dated 07th Dec 2012

October 2021 – March 2022

	<p>ambient air and emissions from the stacks and displayed at a convenient location near the main gate of the company and at important public places. The company shall upload the results of monitored data on its website and shall update the same periodically. It shall simultaneously be sent to the Regional office of MOEF, the respective Zonal office of CPCB and the Tamil Nadu Pollution Control Board (TNPCB).</p>	<p>Regular monitoring reports are submitted every month to the TNPCB and once in every Six months to Regional office of MOEF at Chennai. Also uploaded in our company website:- www.momentive.com/MPMIndia.</p>
6	<p>In plant control measures for checking fugitive emissions from all the vulnerable sources shall be provided. Fugitive emissions shall be controlled by providing closed storage, closed handling & conveyance of chemicals/materials, multi cyclone separator and water sprinkling system. Dust suppression system including water sprinkling system shall be provided at loading and unloading areas to control dust emissions. Fugitive emissions in the work zone environment, product, raw materials storage area etc. shall be regularly monitored. The emissions shall conform to the limits stipulated by the TNPCB.</p>	<p>Necessary control measures for checking fugitive emissions from all the vulnerable sources are provided in the plant.</p> <p>No dust evolved in our loading and unloading area.</p> <p>Fugitive emissions in the work zone environment, product, raw materials storage area etc. are regularly monitored and it is in compliance with TNPCB Standards. (Reports enclosed in Annexure II). Condition complied.</p>
7	<p>For further control of fugitive emissions, following steps shall be followed:</p> <p>a. Closed handling system shall be provided for chemicals.</p> <p>b. Reflux condenser shall be provided over reactor.</p>	<p>The specific measures are in place to control of fugitive emissions, such as</p> <p>a. Closed handling system provided for chemicals. The photograph of the same was submitted along with EC compliance statement to MoEF Regional Office, Chennai on 07/10/2015.</p> <p>b. Reflux condenser provided over reactor.</p>

Momentive Performance Materials (India) Pvt. Ltd
Compliance Status of Environmental Clearance Conditions
F.No: J-11011/518/2011-LA II (I) Dated 07th Dec 2012
October 2021 – March 2022

	<p>c. System of leak detection and repair of pump/pipeline based on preventive maintenance.</p> <p>d. The acids shall be taken from storage tanks to reactors through closed pipeline. Storage tanks shall be vented through trap receiver and condenser operated on chilled water.</p> <p>e. Cathodic protection shall be provided to the underground solvent storage tanks.</p>	<p>c. Preventive maintenance system for leak detection and repair of pump/pipeline in place.</p> <p>d. No acids are used in our site. Storage tanks are provided with vents through scrubber.</p> <p>e. No underground storage at our site.</p>
8	<p>The gaseous emissions from DG set shall be dispersed through adequate stack height as per CPCB standards. Acoustic enclosure shall be provided to the DG sets to mitigate the noise pollution.</p>	<p>2 Nos. of 700 KVA DG sets are provided with proper acoustic enclosures to reduce noise pollution while operation with a stack height of 15 m each. A photograph of the DG set & Stack was submitted along with EC compliance statement to MoEF Regional Office, Chennai on 07/10/2015.</p>
9	<p>Total fresh water requirement from SIPCOT water supply shall not exceed 231 m³/day and prior permission shall be obtained from the concerned Authority. No ground water should be used. Copy of permission from the CGWA/SGWA shall be submitted to the Ministry's Regional Office.</p>	<p>Our project requirement will not exceed 231 m³/day of fresh water which is obtained from SIPCOT. The agreement with SIPCOT was submitted along with EC compliance statement to MoEF Regional Office, Chennai on 07/10/2015. No ground water is being used. Condition complied.</p>
10	<p>Trade effluent shall be treated in effluent treatment plant (ETP) followed by reverse osmosis (RO). Treated effluent shall be recycled /reused in the process. RO rejects shall be evaporated in multiple effect evaporators (MEE). Treated water shall be recycled / reused within factory premises. Sewage shall be treated in STP.</p>	<p>We are operating ETP with reverse osmosis and the treated water is recycled to process. RO reject is evaporated in multiple effect evaporators as Zero Liquid Discharge concept. Sewage is treated in STP and the treated sewage water is reused for our gardening purposes. ETP & STP are monitored on a monthly basis through external agency and all parameters are within the limit. Detailed compliance report enclosed with this report.</p>

Momentive Performance Materials (India) Pvt. Ltd

Compliance Status of Environmental Clearance Conditions

F.No: J-11011/518/2011-IA II (I) Dated 07th Dec 2012

October 2021 – March 2022

		The Photographs and adequacy report for STP & ETP was submitted along with EC compliance statement to MoEF Regional Office, Chennai on 07/10/2015. Condition complied.
11	No effluent shall be discharged outside the factory premises and 'Zero' discharge concept shall be adopted.	Our ETP is based on ZLD concept hence no liquid is discharged outside our factory premises. Condition Complied.
12	Process effluent/any wastewater shall not be allowed to mix with storm water. Storm water drain shall be passed through guard pond.	Storm water drain network is maintained around the plant in such a way that the process effluent or any wastewater will not mix with storm water and it passes through guard pond. Storm Water Drain Photographs was submitted along with EC compliance statement to MoEF Regional Office, Chennai on 07/10/2015. Condition Complied.
13	All the solvent storage tanks shall be connected with vent condensers with chilled brine circulation.	Solvent storage tanks are not available in our facility.
14	As proposed, Silicone residue, MEE salt and ETP sludge shall be sent to the TSDF. Spent catalyst/ resin and spent oil shall be sent to authorized recycler/re-processor.	We are disposing Silicone residue, MEE salt and ETP sludge to the TSDF, Gummidipoondi. The TSDF agreement was submitted along with EC compliance statement to MoEF Regional Office, Chennai on 07/10/2015. Spent solvent & Oil is being disposed to authorized recyclers. Agreement copy of the same was submitted along with EC compliance statement to MoEF Regional Office, Chennai on 07/10/2015. Condition Complied.
15	The company shall obtain Authorization for collection, storage and disposal of hazardous waste under the Hazardous Waste (Management, Handling and Trans-Boundary Movement) Rules, 2008 and amended as on date for management of Hazardous wastes and prior permission from TNPCB shall be obtained for disposal of solid / hazardous waste in the TSDF. Measures shall be taken for	The company has obtained authorization for collection, storage and disposal of hazardous waste under the Hazardous Waste (Management, Handling and Trans-Boundary Movement) Rules, 2008 and amended as on date for management of Hazardous wastes and prior permission from TNPCB is obtained for disposal of solid / hazardous waste in the TSDF. Copy of Hazardous Waste Authorization submitted along with EC compliance statement to MoEF Regional Office, Chennai on 07/10/2015. Condition Complied.

Momentive Performance Materials (India) Pvt. Ltd

Compliance Status of Environmental Clearance Conditions

F.No: J-11011/518/2011-IA II (I) Dated 07th Dec 2012

October 2021 – March 2022

	firefighting facilities in case of emergency.	
16	The Company shall strictly comply with the rules and guidelines under Manufacture, Storage and Import of Hazardous Chemicals (MSIHC) Rules, 1989 as amended time to time. All Transportation of Hazardous Chemicals shall be as per the Motor Vehicle Act (MVA), 1989.	We are following the compliance with the rules and guidelines under Manufacture, Storage and Import of Hazardous Chemicals (MSIHC) Rules, 1989 and the Motor Vehicle Act (MVA), 1989.
17	The company shall undertake following waste minimization measures : a. Metering and control of quantities of active ingredients to minimize waste. b. Reuse of by-products from the process as raw materials or as raw material substitutes in other processes. c. Use of automated filling to minimize spillage. d. Use of Close Feed system into batch reactors. e. Venting equipment through vapor recovery system. f. Use of high pressure hoses for equipment clearing to reduce wastewater generation.	We have taken action to minimize waste as prescribed and a separate team is appointed for waste minimization project. a. Raw materials consumption is reduced by process optimization. b. By-products are being reused in the process. c. Filling process is fully automated. d. Closed feed system is used in the batch reactors. e. High pressure hoses are being used for equipment clearing to reduce waste water generation.
18	The unit shall make the arrangement for protection of possible fire hazards during manufacturing process in material handling. Firefighting system shall be as per the OISD 117 norms.	We have made arrangements for protection of possible fire hazards during manufacturing process in material handling. Fire license obtained from Tamil Nadu Fire & Rescue Service was submitted along with EC compliance statement to MoEF Regional Office on 07/10/2015. Condition Complied.
19	The company shall comply with the recommendations made in the EIA/EMP/Risk assessment report. Risk assessment shall be included in the safety Manual.	We have complied with the recommendation in EMP and risk assessment as stipulated in EIA report.

Momentive Performance Materials (India) Pvt. Ltd

Compliance Status of Environmental Clearance Conditions

F.No: J-11011/518/2011-IA II (I) Dated 07th Dec 2012

October 2021 – March 2022

20	Training shall be imparted to all employees on safety and health aspects of chemicals handling. Pre-employment and routine periodical medical examinations for all employees shall be undertaken on regular basis. Training to all employees on handling of chemicals shall be imparted. Occupational health surveillance of the workers shall be done on a regular basis and records maintained as per the Factories Act.	Training is being imparted to all employees on safety and health aspects of chemicals handling. Pre-employment and routine periodical medical examinations for all employees are undertaken on regular basis. Training to all employees on handling of chemicals is being imparted. Occupational health surveillance of the workers is done on a regular basis and records maintained as per the Factories Act. Photographs of regular training events conducted were submitted along with EC compliance statement to MoEF Regional Office on 07/10/2015.
21	As proposed, green belt shall be developed in 4.98 acres out of total land 15.10 acres. Selection of plant species shall be as per the CPCB guidelines.	The green belt is maintained in the area of 4.98 acres earmarked in our plant premises. Plant species grown are as per CPCB guidelines and The photographs & list of plant species was submitted along with EC compliance statement to MoEF Regional Office on 07/10/2015.
22	Provision shall be made for the housing for the construction Labour within the site with all necessary infrastructure and facilities such as fuel for cooking, mobile toilets, mobile sewage treatment plant, safe drinking water, medical health care, crèche etc. The housing may be in the form of temporary structure to be removed after the completion of the project. All the construction wastes shall be managed so that there is no impact on the surrounding environment.	Conditions were complied.
GENERAL CONDITIONS		
1	The project authorities shall strictly adhere to the stipulations made by the T.N. Pollution Control Board.	We have strictly adhered to the conditions as stipulated by TNPCB.
2	No further expansion or modifications in the plant shall be carried out without prior approval of the Ministry of Environment and	No further expansion or modifications in the plant will be carried out without prior approval of the Ministry of Environment and Forests. Now we have proposed to further expand our Silicone

Momentive Performance Materials (India) Pvt. Ltd

Compliance Status of Environmental Clearance Conditions

F.No: J-11011/518/2011-IA II (I) Dated 07th Dec 2012

October 2021 – March 2022

	Forests. In case of deviations or alterations in the project proposal from those submitted to this Ministry for clearance, a fresh reference shall be made to the Ministry to assess the adequacy of conditions imposed and to add additional environmental protection measures required, if any.	derivatives production capacity in our site. For the reason, now we are in the process of applying for Environmental Clearance to SEIAA, Tamilnadu due to the increase in the production capacity as per the conditions stipulated in EIA notification, 2006. Also, we request the earlier EC Compliance certificate from MoEF Regional Office. Condition Complied.
3	The locations of ambient air quality monitoring stations shall be decided in consultation with the State Pollution Control Board (SPCB) and it shall be ensured that at least one stations is installed in the upwind and downwind direction as well as where maximum ground level concentrations are anticipated.	Based on TNPCB direction, we have 6 Ambient air quality monitoring sampling points covering all boundaries of the factory premises corresponding to the predominant wind direction. Condition complied.
4	The overall noise levels in and around the plant area shall be kept well within the standards by providing noise control measures including acoustic hoods, silencers, enclosures etc. on all sources of noise generation. The ambient noise levels shall conform to the standards prescribed under Environment (Protection) Act, 1986 Rules, 1989 viz. 75 dBA (day time) and 70 dBA (night time).	Noise prone area such as DG sets are covered with acoustic enclosures and once in a month noise monitoring around the plant is carried out by an external approved lab the results of which are submitted to TNPCB on monthly basis. The results are enclosed in Annexure II . Conditions complied.
5	The Company shall harvest rainwater from the roof tops of the buildings and storm water drains to recharge the ground water and use the same water for the process activities of the project to conserve fresh water.	We are harvesting rainwater from the roof tops of the buildings and storm water drains to recharge the ground water and using the same water for the process activities of the project to conserve fresh water. The photograph of the rainwater and storm water drain was submitted along with EC compliance statement to MoEF Regional Office on 07/10/2015.
6	Training shall be imparted to all employees on safety and health	Training is being imparted to all employees on safety and health aspects of chemicals handling.

Momentive Performance Materials (India) Pvt. Ltd

Compliance Status of Environmental Clearance Conditions

F.No: J-11011/518/2011-IA II (I) Dated 07th Dec 2012

October 2021 – March 2022

	aspects of chemicals handling. Pre-employment and routine periodical medical examinations for all employees shall be undertaken on regular basis. Training to all employees on handling of chemicals shall be imparted.	Pre-employment and routine periodical medical examinations for all employees are undertaken on regular basis. Training to all employees on handling of chemicals is being imparted. Photographs of regular training events conducted were submitted along with EC compliance statement to MoEF Regional Office on 07/10/2015.
7	Usage of Personnel Protection Equipment's (PPEs) by all employees/workers shall be ensured.	Necessary PPEs are provided to all employees in our plant and are encouraged to use PPE at all times through management program to ensure PPEs adherence and effectiveness.
8	The company shall also comply with all the environmental protection measures and safeguards proposed in the documents submitted to the Ministry. All the recommendations made in the EIA/EMP in respect of environmental management, risk mitigation measures and public hearing relating to the project shall be implemented.	We have complied with all environmental protection measures based on EIA/EMP recommendations for environmental management and risk mitigation.
9	The company shall undertake all relevant measures for improving the socio-economic conditions of the surrounding area. CSR activities shall be undertaken by involving local villages and administration.	We have undertaken measures for improving the socio-economic conditions of the surrounding area. CSR activities are undertaken by involving local villages and administration. Photographs of some of our CSR activities were submitted along with EC compliance statement to MoEF Regional Office, Chennai on 07/10/2015.
10	The company shall undertake eco-developmental measures including community welfare measures in the project area for the overall improvement of the environment.	We have undertaken eco-developmental measures including community welfare measures in the project area for the overall improvement of the environment. Photographs of some of our community welfare activities were submitted along with EC compliance statement to MoEF Regional Office on 07/10/2015.
11	A separate Environmental Management Cell equipped with full-fledged laboratory facilities shall be set up to carry out the Environmental	Condition Complied. The Environmental Management Cell details were submitted along with EC compliance statement to MoEF Regional Office on 07/10/2015.

Momentive Performance Materials (India) Pvt. Ltd

Compliance Status of Environmental Clearance Conditions

F.No: J-11011/518/2011-IA II (I) Dated 07th Dec 2012

October 2021 – March 2022

	Management and Monitoring functions.	
12	The company shall earmark sufficient funds toward capital cost and recurring cost/annum to implement the conditions stipulated by the Ministry of Environment and Forests as well as the State Government along with the implementation schedule for all the conditions stipulated herein. The funds so earmarked for environment management/ pollution control measures shall not be diverted for any other purpose.	We have earmarked sufficient funds toward capital cost and recurring cost/annum to implement the conditions stipulated by the Ministry of Environment and Forests as well as the State Government along with the implementation schedule for all the conditions stipulated herein. The funds so earmarked for environment management/ pollution control measures shall not be diverted for any other purpose.
13	A copy of the clearance letter shall be sent by the project proponent to concerned Panchayat, Zila Parisad/Municipal Corporation, Urban local Body and the local NGO, if any, from who suggestions/representations, if any, were received while processing the proposal.	A copy of the clearance letter was sent to the project proponent to Vaipur Panchayat. We have complied with the stipulated condition.
14	The project proponent shall also submit six monthly reports on the status of compliance of the stipulated Environmental Clearance conditions including results of monitored data (both in hard copies as well as by e-mail) to the respective Regional Office of MoEF, the respective Zonal Office of CPCB and the T.N. Pollution Control Board. A copy of Environmental Clearance and six monthly compliance status reports shall be posted on the website of the company.	We have submitted environmental compliance statement to MoEF Regional Office, Chennai and monthly monitoring reports are being submitted to TNPCB regularly. The submitted copies of EC compliance report was submitted along with EC compliance statement to MoEF Regional Office, Chennai on 07/10/2015.
15	The environmental statement for each financial year ending 31st	Condition Complied. A copy of recently submitted Form-V is enclosed as Annexure III .

Momentive Performance Materials (India) Pvt. Ltd
Compliance Status of Environmental Clearance Conditions
E.No: J-11011/518/2011-IA II (I) Dated 07th Dec 2012
October 2021 – March 2022

	<p>March in Form-V as is mandated shall be submitted to the concerned State Pollution Control Board as prescribed under the Environment (Protection) Rules, 1986, as amended subsequently, shall also be put on the website of the company along with the status of compliance of environmental clearance conditions and shall also be sent to the respective Regional Offices of MoEF by e-mail.</p>	
16	<p>The project proponent shall inform the public that the project has been accorded environmental clearance by the Ministry and copies of the clearance letter are available with the SPCB/Committee and may also be seen at Website of the Ministry at http://envfor.nic.in. This shall be advertised within seven days from the date of issue of the clearance letter, at least in two local newspapers that are widely circulated in the region of which one shall be in the vernacular language of the locality concerned and a copy of the same shall be forwarded to the concerned Regional Office of the Ministry.</p>	<p>We have informed the public that the project has been accorded environmental clearance by the Ministry and copies of the clearance letter are available with the SPCB/Committee and may also be seen at Website of the Ministry at http://envfor.nic.in. This also advertised within seven days from the date of issue of the clearance letter, in two local newspapers that are widely circulated in the region of which one in Tamil and a copy of the same was forwarded to the concerned Regional Office of Ministry. Condition Complied.</p>
17	<p>The project authorities shall inform the Regional Office as well as the Ministry, the date of financial closure and final approval of the project by the concerned authorities and the date of start of the project.</p>	<p>We have informed the Regional Office as well as the Ministry, the date of financial closure and final approval of the project by the concerned authorities and the date of start of the project. We have adhered to the stipulated condition.</p>

Momentive Performance Materials (India) Pvt. Ltd

Compliance Status of Environmental Clearance Conditions

F.No: J-11011/603/2007-IA II (I) Dated 1st April 2008

For the Period – October 2021 – March 2022

S.No	Conditions	Compliance
EC Conditions		
1.0	<p>This has reference to your letter no nil dated 11th June, 2007 on the above subject along with form I pre-feasibility report ,EIA/EMP and subsequent communications vide letter dated 12th October 2007 and 1st November, 2007.</p> <p>The ministry has examined the proposal and it is noted that the proposal involves manufacturing of multi - product specialty silicon plant at B-3, SIPCOT Industrial Estate Oragadam, Sripurumpudur, Kanchipuram, TamilNadu. The unit will be located in notified SIPCOT industrial area. Total project area is 15.10 acres Total cost of the project is RS 88.60 Crores.</p>	<p>Noted.</p>
2.0	<p>Two-stage gas cleaning system with stacks of adequate height and ventury scrubbers will be provided to control air emissions from both specialty and Elastomer plants. The raw water (231m³/day) will be sourced from SIPCOT supply. The wastewater will be treated in ETP and used for green belt development. Reverse osmosis plant will be installed to recycle and reuse the maximum wastewater and reduce water consumption .No effluent will be discharged outside the</p>	<p>We have strictly adhered to the conditions as stipulated by MoEF.</p> <p>The Total area of the plot is 15.10 acres. The SIPCOT allotment letter was submitted on 28/12/2015 to MoEF & CC Regional Office, Chennai.</p> <p>The total cost of the project is 88.60 cores. The latest balance sheet was submitted on 28/12/2015 to MoEF & CC Regional Office, Chennai.</p>
3.0		<p>Boiler is provided with the automatic modulation control systems to ensure right air to fuel ratio to reduce the emission Stack height of 30 m is provided to the HSD fired boiler to disperse gaseous emissions. The photograph was submitted on 28/12/2015 to MoEF & CC Regional Office, Chennai.</p> <p>Our project requirement will not exceed 231 m³/day of fresh water which is obtained from SIPCOT. The agreement with SIPCOT was</p>

M/s. Momentive Performance Materials (India) Pvt. Ltd.,

Momentive Performance Materials (India) Pvt. Ltd

Compliance Status of Environmental Clearance Conditions

F.No: J-11011/603/2007-IA II (I) Dated 1st April 2008

For the Period – October 2021 – March 2022

	<p>premises and 'zero' discharge will be adopted .organic residue will be incinerated in the incinerator, ETP sludge will be sent to TSDF of TNPCB.</p>	<p>submitted on 28/12/2015 to MoEF & CC Regional Office, Chennai.</p> <p>No ground water is being used.</p> <p>We are operating ETP with reverse osmosis and the treated water is recycled to process. RO reject is evaporated in multiple effect evaporators as ZLD concept. Sewage is treated in STP and the treated sewage is reused for our gardening purposes. The Adequacy report & Photographs for STP & ETP was submitted on 28/12/2015 to MoEF & CC Regional Office, Chennai.</p> <p>We are disposing silicone residue, MEE salt and ETP sludge to the TSDF.</p> <p>The TSDF agreement was submitted on 28/12/2015 to MoEF & CC Regional Office, Chennai. Spent solvent is being disposed to authorized recyclers. Agreement copy of the same was submitted on 28/12/2015 to MoEF & CC Regional Office, Chennai.</p>
4.0	<p>No public hearing/consultation is required due to location of the project in notified SIPCOT Industrial Estate.T.N.as per section (iii).stage (3).para(i) (b)of the EIA Notification 2006.</p>	<p>Noted</p>
5.0	<p>The ministry of environment and forest hereby accords environmental clearance to the above project under the EIA Notification2006 subject to the compliance of the terms and conditions mentioned below.</p>	<p>Noted.</p>

M/s. Momentive Performance Materials (India) Pvt. Ltd.,

Momentive Performance Materials (India) Pvt. Ltd

Compliance Status of Environmental Clearance Conditions

F.No: J-11011/603/2007-IA II (I) Dated 1st April 2008

For the Period – October 2021 – March 2022

A. Specific Conditions	
	<p>The gaseous (SO₂, NOx) and particulate matter emissions from various process units shall conform to the standards prescribed by the concerned authorities from time to time. At no time, the particulate emissions from the cement plant shall exceed TNPCB limit. Stacks of appropriate height as per the CPCB guidelines shall be provided to control process emissions. Interlocking facility shall be provided in the pollution control equipment so that in the event of the pollution control equipment not working, the respective unit is shut down automatically. In the event of failure of pollution control system adopted by the unit, the respective unit shall not be restarted until the control measures are rectified to achieve the desired efficiency.</p>
I	<p>Conditions complied. Emission monitoring is done on monthly basis as per the monitoring program stipulated and the results are found to be within the prescribed limits. A copy of the reports is enclosed in Annexure II. Stacks of appropriate height as per the CPCB guidelines are provided to control process emissions.</p>

Momentive Performance Materials (India) Pvt. Ltd

Compliance Status of Environmental Clearance Conditions

F.No: J-11011/603/2007-IA II (I) Dated 1st April 2008

For the Period – October 2021 – March 2022

	<p>Venturi scrubbers shall be provided to control air emissions from both specialty and Elastomer plants. Two - Stage-cleaning system with stacks of adequate height shall be provided to control process emissions before discharging into the atmosphere. The flue gas and process emissions shall conform to the standards prescribed by the T.N. Pollution control board and reports submitted to the ministry of regional office at Bangalore, CPCB and TNPCB.</p>	<p>Instead of Venturi Scrubbers, we have provided advanced Packed bed counter flow water spray scrubber. The scrubbers are provided to control air emissions from both specialty and Elastomer plants. The emissions from the scrubbers are monitored on monthly basis and the results are found to be in compliance with the norms specified. A copy of the reports is enclosed in Annexure II.</p>												
II	<p>The following process specific APC Measures have been installed:</p> <table border="1" data-bbox="742 145 997 1052"> <thead> <tr> <th>S.No</th> <th>Source</th> <th>APC Measures</th> </tr> </thead> <tbody> <tr> <td>1</td> <td>Off gas from Elastomer and specialty plants storage tank vents</td> <td>Packed bed counter flow water spray scrubber</td> </tr> </tbody> </table> <p>Process emissions are controlled by stacks provided at an elevation of 13 mts from the ground level. The six monthly reports are being sent to MoEF & CC Regional Office along with compliance statement. A copy of the reports is enclosed in Annexure II.</p>	S.No	Source	APC Measures	1	Off gas from Elastomer and specialty plants storage tank vents	Packed bed counter flow water spray scrubber	<p>The following process specific APC Measures have been installed:</p> <table border="1" data-bbox="742 145 997 1052"> <thead> <tr> <th>S.No</th> <th>Source</th> <th>APC Measures</th> </tr> </thead> <tbody> <tr> <td>1</td> <td>Off gas from Elastomer and specialty plants storage tank vents</td> <td>Packed bed counter flow water spray scrubber</td> </tr> </tbody> </table> <p>Process emissions are controlled by stacks provided at an elevation of 13 mts from the ground level. The six monthly reports are being sent to MoEF & CC Regional Office along with compliance statement. A copy of the reports is enclosed in Annexure II.</p>	S.No	Source	APC Measures	1	Off gas from Elastomer and specialty plants storage tank vents	Packed bed counter flow water spray scrubber
S.No	Source	APC Measures												
1	Off gas from Elastomer and specialty plants storage tank vents	Packed bed counter flow water spray scrubber												
S.No	Source	APC Measures												
1	Off gas from Elastomer and specialty plants storage tank vents	Packed bed counter flow water spray scrubber												
III	<p>One ambient air quality monitoring station shall be installed in downwind direction. Ambient air quality including ambient noise levels shall not exceed the standards stipulated under EPA or by the state authorities. Monitoring of ambient air quality and stack emissions</p>	<p>Conditions complied. We have tie up with an authorized laboratory to undertake the emission monitoring and ambient air quality survey, wherein the stack emission and waste water analysis are being done on monthly basis. The AAQ survey is done on all four locations [directions</p>												

M/s. Momentive Performance Materials (India) Pvt. Ltd.,

Momentive Performance Materials (India) Pvt. Ltd

Compliance Status of Environmental Clearance Conditions

F.No: J-11011/603/2007-IA II (I) Dated 1st April 2008

For the Period – October 2021 – March 2022

	<p>shall be carried out regularly in consultation with TNPCB and report submitted to the TNPCB quarterly and to the ministry regional office at Bangalore half - yearly.</p>	<p>commensurate with the wind pattern] around the project boundary. Regular monitoring reports are submitted every month to the TNPCB and once in every Six months to Regional office of MoEF & CC.</p>
	<p>All the transfer points shall be connected with the bag filters to avoid fugitive emissions and vents of suitable height shall be provided for dispersion of pollutants. Adequate arrangements such as water sprinkling, asphaltting of the road etc. shall be made to control fugitive emissions in the work place environment, product, raw material storage areas. Fugitive emissions including VOCs shall be regularly monitored in the work zone environment and report submitted to the</p>	<p>Conditions complied. All the process transfer points have been duly addressed with extraction hoods connected to an air pollution control device [Scrubber].</p> <p>As far as the process area the entire zone is properly ventilated and air exhaust systems with vents of suitable height provided.</p>
IV	<p>ministry/s regional office at Bangalore, TNPCB and CPCB. The emissions shall conform to the limits imposed by TNPCB.</p>	<p>The road / pathways and the areas around the project boundary is asphalted and addressed with water sprinklers so as to mitigate the dust propagation if at all arises.</p> <p>VOC's are regularly monitored, though the usage of solvents in our process is very less and specific to only selective products. Monitoring report submitted to the ministry's regional office at Chennai, TNPCB and CPCB. The emissions results within the limits prescribed by TNPCB.</p>
V	<p>The company shall undertake following waste minimization measures:</p> <ul style="list-style-type: none"> • Metering of quantities of active ingredients to minimize waste. • Reuse of by-products from the process as raw materials or as raw material substitutes in other processes. 	<p>We undertake the measures as suggested to minimize the waste during the process activities.</p> <p>i) Measured quantity of solid handled & required quantity of</p>

M/s. Momentive Performance Materials (India) Pvt. Ltd.,

Momentive Performance Materials (India) Pvt. Ltd

Compliance Status of Environmental Clearance Conditions

F.No: J-11011/603/2007-IA II (B) Dated 1st April 2008

For the Period – October 2021 – March 2022

	<ul style="list-style-type: none"> • Maximizing recoveries. • Use of automated material transfer system to minimize spillage. • Use of / close Feed/ system into batch reactors. 	<p>liquid ingredients handled through pipelines to minimize wastage.</p> <ul style="list-style-type: none"> ii) No By- products from the process. iii) No By- products from the process. iv) Automated material transfer system available to minimize spillage. v) Close feed system into the batch reactor is in usage.
VI	<p>Total water requirement from SIPCOT water supply and effluent generation shall not exceed 231m³/ day and 67m³/ day respectively. Permission for the drawl of 231-m³/ day water shall be obtained from the concerned department. The process effluent shall be treated in the effluent treatment plant (ETP) to meet the TNPCB norms and used for green belt development. Reverse osmosis plant shall be installed to recycle and reuse the maximum waste water and reduce water consumption. No effluent will be discharged outside the premises and zero discharge will be adopted. Domestic effluent shall be treated in septic tank followed by soak pit.</p>	<p>Our project requirement will not exceed 231 m³/day of fresh water which is obtained from SIPCOT. The agreement with SIPCOT was submitted on 28/12/2015 to MoEF & CC Regional Office, Chennai. No ground water is used.</p> <p>We ensure that the quantity of effluent generation not exceed 54 KLD. The effluent generated is treated in the ETP of capacity 70 KLD followed by two stage RO system and the treated water is reused in the process activities. Hence zero discharge concepts are compiled.</p> <p>The sewage shall be treated through STP of capacity 1.1 KLD and ensure to reuse the treated sewage for gardening within the premises</p>
VII	<p>During transfer of materials spillages shall be avoided and garland drains be constructed to avoid mixing of accidental spillages with domestic waste and storm drains</p>	<p>Dikes are provided for all Bulk storage to contain leaks / spills, if at all. Proper drains has been provided for domestic waste and storm drains</p>
VIII	<p>As reflected in the EIA / EMP report, the solid waste in the form of organic residue shall be incinerated in the incinerator. ETP sludge shall</p>	<p>Since TNPCB imposed restrictions on installation of incinerator and advised to join with the common facilitator no incinerator is installed for</p>

M/s. Momentive Performance Materials (India) Pvt. Ltd.,

Momentive Performance Materials (India) Pvt. Ltd

Compliance Status of Environmental Clearance Conditions

F.No: J-11011/603/2007-IA II (I) Dated 1st April 2008

For the Period – October 2021 – March 2022

	<p>be disposed of in the hazardous waste disposal facility of TNPCB. in house disposal of the solid waste generated out of the facility production. The solid waste to be generated from the facility have been disposed through authorized facilitators along with ETP sludge after securing due authorization from TNPCB. Used oil generated from the unit stored in MS drums in kept separate shed and same is being sold to the registered recyclers/reprocessors. A copy of agreement with TSDF facility was submitted on 28/12/2015 to MoEF & CC Regional Office, Chennai.</p>
	<p>Waste oil shall be sold to the registered recyclers/ re-processors</p>
	<p>Project authorities shall ensure valid membership to hazardous waste disposal facility of TNPCB all the time</p>
IX	<p>The incinerator shall be installed as per the guidelines of CPCB to meet the standards / norms prescribed by the CPCB.</p>
X	<p>As proposed, green belt shall be developed in 4.5 acre out of total 15 acre to mitigate the effects of fugitive emissions all around the plant as per the Central Pollution Control Board guidelines.</p>
XI	<p>The green belt is maintained in the area of 4.98 acres earmarked in our plant premises. The photographs and the list of plant species grown are as per CPCB guidelines was submitted on 28/12/2015 to MoEF & CC Regional Office, Chennai.</p>

M/s. Momentive Performance Materials (India) Pvt. Ltd.,

Momentive Performance Materials (India) Pvt. Ltd

Compliance Status of Environmental Clearance Conditions

F.No: J-11011/603/2007-IA II (I) Dated 1st April 2008

For the Period – October 2021 – March 2022

B. General conditions

S No	Conditions	Compliance
I	The project authority shall adhere to the stipulations made by T. N Pollution Control Board (TNPCB) and State Government	We have strictly adhered to the conditions as stipulated by TNPCB.
II	No further expansion or modification of the plant shall be carriedout without prior approval of this ministry.	Condition Complied. Now we have proposed to further expand our Silicone derivatives production capacity in our site. For the reason, now we are in the process of applying for Environmental Clearance to SEI/AA, Tamilnadu due to the increase in the production capacity as per the conditions stipulated in EIA notification, 2006. Also, we request EC Compliance certificate from MoEF & CC Regional Office, Chennai for our existing EC.
III	The Company must harvest the rainwater from the rooftops and storm water drains to recharge the ground water and use the same water for the various activities of the project to conserve fresh water.	Condition Complied. Implemented Rainwater harvest from the rooftops with percolation pits to recharge the ground water. A open reservoir of capacity 2023 KL storage is also constructed to collect the runoff and use it for various applications within the facility after due treatment. The photograph of the rainwater and storm water drain was submitted on 28/12/2015 to MoEF & CC Regional Office, Chennai.
IV	The Company shall undertake eco-development measures including community welfare measures in the project area.	Condition Complied. Photographs of some of our CSR activities were submitted on 28/12/2015 to MoEF & CC Regional Office, Chennai.
V	The overall noise levels in and around the plant area shall be kept well	Conditions complied. Noise prone area such as DG sets are covered with

M/s. Momentive Performance Materials (India) Pvt. Ltd.,

Momentive Performance Materials (India) Pvt. Ltd

Compliance Status of Environmental Clearance Conditions

F.No: J-11011/603/2007-IA II (I) Dated 1st April 2008

For the Period – October 2021 – March 2022

	<p>within the standards (85 dBA) by providing Noise control measures including acoustic hoods, Silencers, enclosures ect on all sources of Noise generation. The ambient noise levels shall conform to the standards prescribed under Environmental (Protection) Act, 1986 Rues, 1989 viz. 75 dBA (Day time and 70- dBA (Night time)</p>	<p>acoustic enclosures and once in a month noise monitoring around the plant is carried out by an external approved lab the results of which are submitted to TNPCB on monthly basis. The results are within the limits as prescribed under Environmental (Protection) Act, 1986 Rucs, 1989 viz. 75 dBA (Day time) and 70 dBA (Night time). A copy of the Noise monitoring reports is enclosed in Annexure II.</p>
VI	<p>Proper Housekeeping and adequate Occupational Health programmes shall be taken up.</p>	<p>Condition Complied. Housekeeping is given top priority and frequently monitored the environment to ensure Housekeeping. Adequate Occupational Health programmes have been taken up.</p>
VII	<p>A Separate environmental Management cell to carry out various management and monitoring functions shall be setup under the control of Senior Executive.</p>	<p>Condition Complied. The Environmental Management Cell detail was submitted on 28/12/2015 to MoEF & CC Regional Office, Chennai.</p>
VIII	<p>Occupational Health Surveillance of the workers shall be done on a regular basis and records maintained as per the Factories Act.</p>	<p>Condition Complied. The Occupational Health surveillance of the workers done on regular basis and records maintained as per the Factories Act.</p>
IX	<p>All recommendations made in the Corporate Responsibility for Environment Protection (CREP) for chemical plants shall be implemented.</p>	<p>Conditions Complied.</p>
X	<p>Adequate funds shall be allocated towards capital cost and recurring cost/annum for environmental pollution control measures and judiciously used to implement the conditions stipulated by the Ministry</p>	<p>Separate funds are earmarked for environment management/pollution control measures for implementation of MoEF conditions. Also, We are not be diverted this funds for any other purpose.</p>

M/s. Momentive Performance Materials (India) Pvt. Ltd.,

Momentive Performance Materials (India) Pvt. Ltd

Compliance Status of Environmental Clearance Conditions

F.No: J-11011/603/2007-IA II (I) Dated 1st April 2008

For the Period – October 2021 – March 2022

	<p>of Environment and forest as well as the State Government. The funds so provided shall not be diverted for any other purpose.</p>	
XI	<p>The Regional office of this Ministry at Bangalore / CPCB/TNPCC shall monitor the stipulated conditions. A six monthly compliance report and the monitored data along with statistical interpretation shall be substituted to them regularly.</p>	<p>We have been submitting six monthly environmental compliance statement to MoEF Regional Office, Chennai and monthly monitoring reports are being submitted to TNPCC regularly.</p>
XII	<p>The project Authorities shall inform the Regional Office as well as Ministry, the date of Finance closure and final approval of the project by the concerned authorities and the date of commencing the land development work.</p>	<p>Condition complied. Informed the Regional Office, Bangalore.</p>
XIII	<p>The Project proponent shall inform the public that the project has been accorded Environmental clearance by the Ministry and copies of the clearance letter are available with the T N Pollution Control Board and may also be seen at Website of the Ministry of Environment and Forest at http://envfor.nic.in. This should be advertised within seven days from the date of issue of the clearance letter at least in tow local newspaper that are widely circulated in the region of which one shall be in the vernacular of the locality concerned and a copy of the same shall be forwarded to the Regional office at Bangalore.</p>	<p>Condition Complied. The copy of the newspaper advertisement was submitted on 28/12/2015 to MoEF & CC Regional Office, Chennai.</p>
6.0	<p>The ministry or any other competent authority may stipulate any further condition(s) on receiving reports from the project authorities.</p>	<p>Noted.</p>

M/s. Momentive Performance Materials (India) Pvt. Ltd.,

Momentive Performance Materials (India) Pvt. Ltd

Compliance Status of Environmental Clearance Conditions

F.No: J-11011/603/2007-IA II (I) Dated 1st April 2008

For the Period – October 2021 – March 2022

	<p>The condition shall be monitored by the Regional office of this ministry located at Bangalore.</p>	
7.0	<p>The ministry may revoke or suspend the clearance if implementation of any of the above condition is not satisfactory.</p>	<p>Noted.</p>
8.0	<p>Any other conditions or alteration in the above conditions shall have to be implemented by the project authorities in a time bound manner.</p>	<p>We have strictly adhered to the conditions as stipulated.</p>
9.0	<p>Any appeal against this environmental clearance shall lie with national Environment appellate Authority, if preferred within a period of 30 days as prescribed under section 11 of the National Environment Appellate Act 1997.</p>	<p>Noted.</p>
10.0	<p>The above conditions shall be enforced inter - alia under the provision of the water (prevention and control of pollution) Act, 1981 the Environment (protection) Act, 1986 and the public Liability Insurance Act, 1991 along with their amendments and rules.</p>	<p>We have strictly adhered to the conditions as stipulated.</p>



Momentive Performance Materials (India) Pvt. Ltd.

B-3, SIPCOT Industrial Growth Centre, Oragadam
Sriperumbudur Taluk, Kancheepuram Dist
Tamil Nadu - 602 105 INDIA
Tele : 044-71212100
Fax : 044-71212206
CIN : U24299KA1995PTC019244
www.momentive.com

Date: 08.11.2021

To,

The District Environmental Engineer

O/o. District Environment Engineer

Plot No. CP-5B, SIPCOT Industrial Growth Center

Oragadam, Sriperumpudur

Kanchipuram District – 602 102

Dear Sir,

Sub: Submission of Monthly returns – October '2021

Ref : Our Consent Order No. 2008231074955 Dt. 11/09/2020

In line with the condition stipulated by the TNPCB in the consent orders, we are herewith submitting the Stack & AAQ reports, Noise monitoring reports, Treated water Analysis report and Form-1 for your reference.

We request you to kindly acknowledge the same.

Yours truly

For Momentive Performance Materials India Pvt. Ltd



Rajakumaran V

EHS Leader - Chennai

Enclosures:

1. ROA of Treated Sewage & Trade Effluent through TNPCB Board Lab
2. Stack & AAQ Reports
3. Noise Monitoring Reports
4. Water Consumption (Form -1) as per Cess Rules

CC: The Member Secretary, TNPCB.





TAMIL NADU POLLUTION CONTROL BOARD
 ADVANCED ENVIRONMENTAL LABORATORY
 No. 76, MOUNT SALAI, GUINDY,
 CHENNAI - 32.
TEST REPORT



OHSAS 18001:2017

ULR - TC68732000000920F

ROA No. May-130, May-131/2020 - 2021/ Dated: 29.06.2020

Name and Address of the sender	The District Environmental Engineer, Tamil Nadu Pollution Control Board, Sriperumbudur		
Nature and number of samples	2 numbers of Effluent Samples	Sample quantity 2.5 L	Sealed and fastened in 2.5 L polythene container
Date and time of sample collection	26.05.2020, 01.55 PM to 02.00 PM	Date the time of sample receipt at the lab	28.05.2020, 10.15 AM
Point of Collection	1	Treated - Outlet of ETP	
	2	Treated - Outlet of STP	
Analysis Starting date	29.05.2020	Analysis Completion date	29.06.2020

Sl. No.	DEE Code No.	Unit	GM-1105	GM-1205	Test Method
	Lab Code No.		May-130	May-131	
	Parameters				
1	pH @ 25°C	Number	8.27	7.43	APHA 23rd Edn 2017, 4500 H+ B
2	Total Suspended solids @ 105°C	mg/L	10	24	APHA 23rd Edn 2017, 2540 D
3	Total Dissolved Solids @ 180°C	mg/L	258	—	APHA 23rd Edn 2017, 2540-C
4	Chloride as Cl	mg/L	40	—	APHA 23rd Edn 2017, 4500-Cl B
5	Sulphate as SO ₄	mg/L	8	—	APHA 23rd Edn 2017 4500-SO ₄ - E
6	Oil & Grease	mg/L	<2	—	APHA 23rd Edn 2017, 5520 - B
7	BOD (3 days @ 27°C)	mg/L	4	13	IS 3025 - 1993, Reaff: 2009
8	COD	mg/L	16	—	IS 3025 (Part - 58), Reaff 2006
9	Total Nitrogen	mg/L	—	<2	—
10	Ammoniacal Nitrogen	mg/L	—	<2	APHA 23rd Edn 2017, 4500 - NH3
11	Faecal Coliform	MPN/ 100ml	—	XX	APHA 23rd Edn 2017, -9221 B,E

Note: < BDL indicates Less than minimum detectable limit.

XX - Sample not received


Authorized Signatory
 [AD (L), Dy.CSO]

[Sankara Subramanian, B. Helen Mary]

3
29/06/2020

CELEBRATING
25
 years
1996 - 2021

ensys
 www.ensysindia.com



Ensys Technologies (I) Pvt. Ltd Ken Biolinks Pvt. Ltd.
 Medisys Inc. Environmental Solutions Inc.

41 Seventh Avenue, Ashok Nagar, Chennai - 600 083
 Tel: 044 - 23711259 / 23711297 Fax: 044 - 24897752 Email: ensys@ensysindia.com
 AN ISO 9001:2015, ISO 14001:2015, ISO 45001:2018 CERTIFIED COMPANY

MONITORING / ANALYSIS REPORT

Our Ref:	ENLB/P6145/W96142/2122	Report Date:	03.11.2021
Issued To:	M/s. Momentive Performance Materials (India) Pvt Ltd, B-3, SIPCOT Industrial Park, Oragadam, Kancheepuram District	Your Ref:	
Sample Particulars:	Raw Sewage & Treated Sewage across STP Filters	Sampling Date:	28.10.2021

S.No	Parameters	Unit	Raw Sewage	Desirable Limits	Treated Sewage
1	pH @ 25°C	-	7.2	5.5 - 9.0	7.3
2	BOD ₃ @ 27 °C	mg/l	335	20	8
3	Total Suspended Solids	mg/l	268	30	9

Remarks/Recommendations



Co Seal

[Signature]
 Chemist

For Ensys India
 Environmental Laboratory

[Signature]
 Authorised Signatory

Note: 1. Sample(s) not drawn by us, unless otherwise stated.
 2. The results are true reproduction of tested samples at NABL accredited Laboratory.
 3. Perishable samples will be destroyed after testing, others after one month from the date of issue of Test Certificates.

CELEBRATING
25
years
1996 - 2021

ensys
www.ensysindia.com



Ensys Technologies (I) Pvt. Ltd Ken Biolinks Pvt. Ltd.
Medisys Inc. Environmental Solutions Inc.

41 Seventh Avenue, Ashok Nagar, Chennai - 600 083
Tel: 044 - 23711259 / 23711297 / Fax: 044 - 24097752 | Email: ensys@ensysindia.com
AN ISO 9001:2015, ISO 14001:2015, ISO 45001:2018 CERTIFIED COMPANY

MONITORING / ANALYSIS REPORT

Our Ref:	ENLB/P6145/E96140/2122	Report Date:	03.11.2021
Issued To:	M/s. Momentive Performance Materials (India) Pvt Ltd, B-3, SIPCOT Industrial Park, Oragadam, Kancheepuram District	Your Ref:	
Sample Particulars:	RAW EFFLUENT & ETP RO PERMEATE	Sampling Date:	28.10.2021

S.No	Parameters	Unit	Raw Effluent	Desirable Limits	ETP RO Permeate
1	pH @ 25 °C	-	7.4	5.5 - 9.0	7.3
2	BOD ₅ @ 27 °C	mg/l	2742	30	7
3	COD	mg/l	9430	250	16
4	Total Suspended Solids	mg/l	417	100	14
5	Total Dissolved Solids	mg/l	1932	2100	118
6	Oil and Grease	mg/l	17	10	BDL
7	Chloride as Cl	mg/l	427	1000	46
8	Sulphate as SO ₄	mg/l	409	1000	17

Remarks/Recommendations



Co Seal

[Signature]
Chemist

For Ensys India
Environmental Laboratory

[Signature]
Authorised Signatory

1. This report is valid only for the samples analysed.
2. The sample analysis report is valid only for the samples analysed at Ensys India Laboratory.
3. This report is valid only for the samples analysed after one month from the date of issue of Test Certificates.
4. For more details, refer to the website.

CELEBRATING
25
years
1996 - 2021

ensys
www.ensysindia.com



Ensys Technologies (I) Pvt. Ltd Ken Biolinks Pvt. Ltd.
Medisys Inc. Environmental Solutions Inc.

41 Seventh Avenue, Adiak Nagar Chennai - 600 083
Tel: 044 - 23711259 / 23711297; Fax: 044 - 24897752; Email: ensys@ensysindia.com
AN ISO 9001:2015, ISO 14001:2015, ISO 45001:2018 CERTIFIED COMPANY

MONITORING / ANALYSIS REPORT

Our Ref:	ENLB/CH/S33941/2122	Report Date:	03.11.2021
Issued To:	M/s. Momentive Performance Materials (India) Pvt Ltd, B-3, SIPCOT Industrial Park, Oragadam, Kancheepuram District	Your Ref :	
Sample Particulars:	Stack Emission Analysis	Sampling Date:	28.10.2021

S. No	Parameters	Units	DG Set 1 -Stack (700 kVA)	DG Set 2 -Stack (700 kVA)
1	Sampling Period	Timings	10.10 hrs - 10.40 hrs	10.45 hrs - 11.15 hrs
2	Stack Temperature	°C	138	149
3	Diameter of the stack	m	0.3	0.3
4	Stack Height	m	15	15
5	Stack Velocity	m/s	13.4	14.8
6	Discharge Flow rate	Nm ³ /Hr	5318	5286
7	Suspended ParticulateMatter(SPM)	mg/Nm ³	21.5	20.3
8	Oxides of Sulphur(SO ₂)	mg/Nm ³	BDL (DL-3.0)	BDL (DL-3.0)
9	Oxides of Nitrogen(NO ₂)	mg/Nm ³	44	47
10	Carbon Monoxide(CO)	ppm	BDL (DL-0.2)	BDL (DL-0.2)


Remarks/Recommendations:

For Ensys India
Environmental Laboratory



Co Seal


Chemist


Authorised Signatory

- Note:
1. Sample(s) not drawn by us, unless otherwise stated.
 2. The results are true reproduction of tested samples at NABL accredited Laboratory.
 3. Perishable samples will be destroyed after testing, others after one month from the date of issue of Test Certificates.

CELEBRATING
25
years
1996 - 2020

ensys
www.ensysindia.com



Ensys Technologies (I) Pvt. Ltd Ken Biolinks Pvt. Ltd.
Medisys Inc. Environmental Solutions Inc.

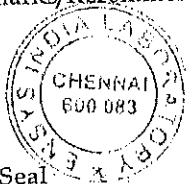
41, Seventh Avenue, Ashok Nagar, Chennai - 600 083
Tel: 044 - 23711259 ; 23711297 ; Fax: 044 - 24897752 Email: ensys@ensysindia.com
AN ISO 9001:2015, ISO 14001:2015, ISO 45001:2018 CERTIFIED COMPANY

MONITORING / ANALYSIS REPORT


Our Ref:	ENLB/P1016/7722/2122	Report Date:	03.11.2021
Issued To:	M/s. Momentive Performance Materials (India) Pvt Ltd, B-3, SIPCOT Industrial Park, Oragadam, Kancheepuram District	Your Ref:	
Sample Particulars:	STACK EMISSION ANALYSIS	Sampling Date:	28.10.2021

S. No	Parameters(s)	Unit	Inference	
1	Stack connected to	-	Boiler -1.5 tons-2 Nos. (common Stack scrubber)	Stack attached to Thermic Fluid Heaters2 Nos / 6 LKcal each (Common Stack)
2	Type of Fuel used	-	HSD	HSD
3	Sampling period	Hrs	10.25 hrs - 10.55 hrs	10.30 hrs - 11.00 hrs
4	Stack Temperature	°C	112	108
5	Stack Diameter at Porthole	m	0.56	0.5
6	Stack Height	m	30	13
7	Stack Velocity	m/sec	2.5	3
8	Stack Discharge	Nm ³ /Hr	1736	2218
9	Suspended Particulate Matter (SPM)	mg/Nm ³	25.3	12.1
10	Oxides of Sulphur (as SO ₂)	mg/Nm ³	17.1	14.3
11	Oxides of Nitrogen (as NO ₂)	mg/Nm ³	27.4	12.7
12	Carbon Monoxide (as CO)	ppm	BDL (DL-0.2)	BDL (DL-0.2)


Remarks/Recommendations:



Co Seal


Chemist


For Ensys India
Environmental Laboratory


Authorised Signatory

Note: 1. Sample(s) not drawn by us, unless otherwise stated.
2. The results are true reproduction of tested samples at NABL accredited Laboratory.
2. Perishable samples will be destroyed after testing, others after one month from the date of issue of Test Certificates.

CELEBRATING
25
years
1996 - 2020

ensys
www.ensysindia.com



Ensys Technologies (I) Pvt. Ltd Ken Biolinks Pvt. Ltd.
Medisys Inc. Environmental Solutions Inc.

41 Seventh Avenue, Azhok Nagar, Chennai - 600 083
Tel: 044 - 23711259 - 27711297 - Fax: 044 - 24897752 | Email: ensys@ensysindia.com
AN ISO 9001:2015, ISO 14001:2015, ISO 45001:2018 CERTIFIED COMPANY

MONITORING / ANALYSIS REPORT

Our Ref:	ENLB/P1015/S7623/2122	Report Date:	03.11.2021
Issued To:	M/s. Momentive Performance Materials (India) Pvt Ltd, B-3, SIPCOT Industrial Park, Oragadam, Kancheepuram District	Your Ref:	
Sample Particulars:	STACK EMISSION ANALYSIS	Sampling Date:	28.10.2021

S. No	Parameters(s)	Unit	Inference	
	Weather Condition: Clear			
1	Stack connected to	-	Scrubber Outlet 1 [Kneader Stack- Scrubber]	Scrubber Outlet 2 [OFF gas from Elastomer & Specialty Plants]
2	Sampling period	hrs	11.20 hrs to 11.50 hrs	12.20 hrs to 12.50 hrs
3	Stack - Gas Temperature	°C	68	69
4	Stack Diameter at porthole	m	0.35	0.35
5	Stack height	m	13	13
6	Stack - Gas Velocity	m/sec	2.4	2.7
7	Stack - Gas discharge	Nm3/hr	448.3	456.3
8	Suspended Particulate Matter (SPM)	mg/Nm3	15.7	13.5
9	Oxides of Sulphur (as SO ₂)	mg/Nm3	BDL (DL - 3.0)	BDL (DL - 3.0)
10	Oxides of Nitrogen (as NO ₂)	mg/Nm3	BDL	BDL
11	Acid Mist	mg/Nm3	1.1	1.2

Remarks/Recommendations:



Co Seal

Chemist

For Ensys India
Environmental Laboratory

Authorised Signatory

- Note:
1. Sample(s) not drawn by us, unless otherwise stated.
 2. The results are true reproduction of tested samples at NABL accredited Laboratory.
 3. Perishable samples will be destroyed after testing, others after one month from the date of issue of Test Certificates.

CELEBRATING
25
years
1996 - 2021

ensys
www.ensysindia.com



Ensys Technologies (I) Pvt. Ltd Ken Biolinks Pvt. Ltd.
Medisys Inc. Environmental Solutions Inc.

41 Seventh Avenue, Ashok Nagar, Chennai - 600 083
Tel: 044 - 23711259 / 23711297 / Fax: 044 - 24897752 / Email: ensys@ensysindia.com
AN ISO 9001:2015, ISO 14001:2015, ISO 45001:2018 CERTIFIED COMPANY

MONITORING / ANALYSIS REPORT

Our Ref :	ENLB/P1015/E7624/2122	Report Date:	03.11.2021
Issued To:	M/s. Momentive Performance Materials (India) Pvt Ltd, B-3, SIPCOT Industrial Park, Oragadam, Kancheepuram District	Your Ref:	
Sample Particulars:	STACK EMISSION ANALYSIS	Sampling Date:	28.10.2021

S. No	Parameters(s)	Unit	Inference
	Weather Condition: Clear		
1	Stack connected to	-	Spray Drier / Crystallizer connected to Mechanical Evaporator
2	Sampling period	hrs	10:20 hrs to 10.50 hrs
3	Stack - Gas Temperature	°C	107
4	Stack Diameter	m	0.15
5	Stack Height	m	10
6	Stack - Gas Velocity	m/sec	2.4
7	Stack - Gas discharge	Nm ³ /hr	157.3
8	Suspended Particulate Matter (SPM)	mg/Nm ³	10.6
9	Oxides of Sulphur (as SO ₂)	mg/Nm ³	8.4
10	Oxides of Nitrogen (as NO ₂)	mg/Nm ³	13.9

Remarks/Recommendations:



Co Seal

[Signature]
Chemist

For Ensys India
Environmental Laboratory

[Signature]
Authorized Signatory

Note: 1. Sample(s) not drawn by us, unless otherwise stated.
2. The results are true reproduction of tested samples at NABL accredited Laboratory.
3. Perishable samples will be destroyed after testing, others after one month from the date of issue of Test Certificates.

CELEBRATING

25
years
1996-2020

ensys
www.ensysindia.com



Ensys Technologies (I) Pvt. Ltd Ken Biolinks Pvt. Ltd.
Medisys Inc. Environmental Solutions Inc.

41 Seventh Avenue, Ashok Nagar, Chennai - 600 083
Tel: 044 - 23711259, 23711297; Fax: 044 - 24897752; Email: ensys@ensysindia.com
AN ISO 9001:2015, ISO 14001:2015, ISO 45001:2018 CERTIFIED COMPANY


MONITORING / ANALYSIS REPORT

Our Ref:	ENLB/CH/A33991/2122	Report Date:	03.11.2021
Issued To:	M/s. Momentive Performance Materials (India) Pvt Ltd, B-3, SIPCOT Industrial Park, Oragadam, Kancheepuram District	Your Ref:	
Sample Particulars:	AMBIENT AIR QUALITY	Sampling Date:	28.10.2021

S. No	Parameters(s)	Unit	Desirable limit	Ambient Locations & Sampling Period		
				Near Admin Office (09.15. Hrs. To 17.15 Hrs.)	Near Ware House (09.20 Hrs. To 17.20 Hrs.)	Near Hazardous Storage Shed (09.25 Hrs. To 17.25 Hrs.)
1	Particulate Matter (PM ₁₀)	µg/m ³	100	42.8	54.3	52.1
2	Particulate Matter (PM _{2.5})	µg/m ³	60	46.3	25.8	29.7
3	Sulphur Dioxide (SO ₂)	µg/m ³	80	6.5	10.3	9.5
4	Oxides of Nitrogen (NO ₂)	µg/m ³	80	10.4	24.1	25.2
5	Ozone (O ₃)	µg/m ³	180	17.6	20.9	24.4
6	Lead (Pb)	µg/m ³	1	BDL (DL -0.1)	BDL (DL -0.1)	BDL (DL -0.1)
7	Carbon Monoxide (CO)	mg/m ³	4	BDL (DL - 1.15)	BDL (DL -1.15)	BDL (DL - 1.15)
8	Ammonia (NH ₃)	µg/m ³	400	15.1	14.8	25.3
9	Benzene (C ₆ H ₆)	µg/m ³	05*	BDL (DL - 1.0)	BDL (DL - 1.0)	BDL (DL - 1.0)
10	Benzo(a)Pyrene	ng/m ³	01*	BDL (DL - 0.5)	BDL (DL - 0.5)	BDL (DL - 0.5)
11	Arsenic (As)	ng/m ³	06*	BDL (DL - 1.0)	BDL (DL - 1.0)	BDL (DL - 1.0)
12	Nickel (Ni)	ng/m ³	20*	BDL (DL - 5.0)	BDL (DL - 5.0)	BDL (DL - 5.0)

*[S.O. 384(E), as notified on 18, November, 2009] ;[EPA Notification: GSR 176 (E), April 02, 1996]
BDL - Below Detectable Limit; DL - Detection Limit

Remarks/Recommendations



Chemist

For Ensys India
Environmental Laboratory


Authorised Signatory

- Note: 1. Sample(s) not drawn by us, unless otherwise stated.
2. The results are true reproduction of tested sampler at NABL accredited Laboratory.
3. Perishable samples will be destroyed after testing, others after one month from the date of issue of Test Certificates.

CELEBRATING

25 years
1996-2020

ensys
www.ensysindia.com



Ensys Technologies (I) Pvt. Ltd Ken Biolinks Pvt. Ltd.
Medisys Inc., Environmental Solutions Inc.

41, Sazerath Avenue, Ashok Nagar, Chennai - 600 093
Tel: 044 - 23711259, 23711297 Fax: 044 - 24837752 Email: ensys@ensysindia.com
AN ISO 9001:2015, ISO 14001:2015, ISO 45001:2018 CERTIFIED COMPANY


MONITORING / ANALYSIS REPORT

Our Ref:	ENLB/CH/A33992/2122	Report Date:	03.11.2021
Issued To:	M/s. Momentive Performance Materials (India) Pvt Ltd, B-3, SIPCOT Industrial Park, Oragadam, Kancheepuram District	Your Ref:	
Sample Particulars:	AMBIENT AIR QUALITY	Sampling Date:	28.10.2021

S. No	Parameters(s)	Unit	Desirable Limit	Ambient Locations & Sampling Period		
				Near ETP (10.10 Hrs. To 18.10 Hrs.)	Near Fire Hydrant Pump House (09.30 Hrs. To 17.30 Hrs.)	Near Diesel Tank Area (10.20 Hrs. To 18.20 Hrs.)
1	Particulate Matter (PM ₁₀)	µg/m ³	100	55.7	50.2	55.6
2	Particulate Matter (PM _{2.5})	µg/m ³	60	30.5	33.1	28.4
3	Sulphur Dioxide (SO ₂)	µg/m ³	80	11.6	8.5	9.7
4	Oxides of Nitrogen (NO ₂)	µg/m ³	80	27.4	29.7	26.8
5	Ozone (O ₃)	µg/m ³	180	24.1	20.9	21.5
6	Lead (Pb)	µg/m ³	1	BDL (DL - 0.1)	BDL (DL - 0.1)	BDL (DL - 0.1)
7	Carbon Monoxide (CO)	mg/m ³	4	BDL (DL - 1.15)	BDL (DL - 1.15)	BDL (DL - 1.15)
8	Ammonia (NH ₃)	µg/m ³	400	22.8	21.4	20.1
9	Benzene (C ₆ H ₆)	µg/m ³	05*	BDL (DL - 1.0)	BDL (DL - 1.0)	BDL (DL - 1.0)
10	Benzo(a)Pyrene	ng/m ³	01*	BDL (DL - 0.5)	BDL (DL - 0.5)	BDL (DL - 0.5)
11	Arsenic (As)	ng/m ³	06*	BDL (DL - 1.0)	BDL (DL - 1.0)	BDL (DL - 1.0)
12	Nickel (Ni)	ng/m ³	20*	BDL (DL - 5.0)	BDL (DL - 5.0)	BDL (DL - 5.0)

*[S.O. 384(E), as notified on 18, November, 2009] : [EPA Notification: GSR 176 (E), April 02, 1996]
BDL - Below Detectable Limit; DL - Detection Limit

Remarks/Recommendations



Co Seal

Chemist

For Ensys India
Environmental Laboratory

Authorized Signatory

- Note:
1. Sample(s) not drawn by us, unless otherwise stated.
 2. The results are true reproduction of tested sampler at NABL accredited Laboratory.
 3. Perishable samples will be destroyed after testing, others after one month from the date of issue of Test Certificates.

CELEBRATING

25
years
1996 - 2021

ensys
www.ensysindia.com



Ensys Technologies (I) Pvt. Ltd Ken Biolinks Pvt. Ltd.
Medisys Inc. Environmental Solutions Inc.

41 Seventh Avenue Ashok Nagar Chennai - 600 083
Tel: 044 - 23711259 - 23711297; Fax: 044 - 24897752; Email: ensys@ensysindia.com
AN ISO 9001:2015, ISO 14001:2015, ISO 45001:2018 CERTIFIED COMPANY

MONITORING / ANALYSIS REPORT

Our Ref:	ENLB/CH/N33942/2122	Report Date:	03.11.2021
Issued To:	M/s. Momentive Performance Materials (India) Pvt Ltd, B-3, SIPCOT Industrial Park, Oragadam, Kancheepuram District	Your Ref:	
Sample Particulars:	NOISE LEVEL	Sampling Date:	28.10.2021

S. No	Location	Day time dB (A)		Night time dB (A)	
		In Monitoring area	Limits*	In Monitoring area	Limits*
1	Near Admin Office	40.9	75.0	22.8	70.0
2	Near Boundary Wall of Weigh Bridge	30.4		21.9	
3	Near Boundary Wall of Ware House	38.5		20.3	
4	Near Boundary Wall of HWS Shed	42.8		25.1	
5	Near Boundary Wall of ETP area	28.7		24.6	
6	Near Boundary Wall of HTF Area	26.3		19.4	
7	Near Boundary Wall of Fire Hydrant Pump	39.1		23.5	
8	Near Boundary Wall of Diesel Tank	31.6		24.6	

* The Noise Pollution (Regulation and Control) Rules 2000 in the Gazette of India, vide S.O. 123(E), dated 14.2.2000 - SCHEDULE (see rule 3(1) and 4(1)) Ambient Air Quality Standards in respect of Noise

Remarks/Recommendations:



Co Seal

Chemist

For Ensys India
Environmental Laboratory

Authorised Signatory

Note: 1. Sample(s) not drawn by us, unless otherwise stated.
2. The results are true reproduction of tested samples at NABL accredited Laboratory.
3. Perishable samples will be destroyed after testing, others after one month from the date of issue of Test Certificates.

Momentive Performance Materials (India) Pvt. Ltd.

Form - I

(See Rule 4)

Return Regarding Water Consumed During the Month of October- 2021 in KL

Name & address of the consumer	Purpose for which water consumed	Reading of the beginning of first day of calendar month under report	Reading of the end of last day of calendar month under report	Qty of water consumed in Kilo liters	If the meter was out of order the monthly average Consumption of water for previous months of working period	Qty of water Qualifying for rebate according to assessee	Remarks
1	2	3	4	5	6	7	8
	1.Industrial cooling spraying in mine pits or boiler feed: i)From municipal water supply mains ii) From well/Tube well iii)From canal iv) From river v)from any other source			215.690			Boiler & Cooling Tower feed water
	2.Domestic purposes i)From municipal water supply mains ii)From well/Tube well iii)From canal iv) From river v)from any other source			260.710			Total Quantity used for canteen, toilet and gardening
	3.Processing where by water get polluted & the pollutants are easily bio-degradable i)From municipal water supply mains ii)From well/Tube well iii)From canal iv) From river v)from any other source			16.000			Water from cooling tower blowdown, OGS blowdown & Boiler blowdown
	4.Processing where by water gets polluted & the pollutants are not easily bio-gradable and are toxic : i)From municipal water supply mains ii)From well/Tube well iii)From canal iv) From river v)from any other source			152.830			Effluent treated, is fed to R.O Plant and R.O reject is evaporated through mechanical evaporator & spray drier, RO Permeate is reused to process

(1)For claiming rebate under col.7 the assessee shall indicate in this column the analytical and other reports annexed to this return in support of this claim.

Note: Water Receipt Details As Follows In KL

Sources Of Water	Opening Reading	Closing Reading	Received	Total KL
Sipcot	3567	3576	321.98	629.23
Private	0			
Private - DM Water	312.98			
Other Sources	Water taken from Pond		307.25	

Date: 07.12.2021

To,

The District Environmental Engineer

O/o. District Environment Engineer

Plot No. CP-5B, SIPCOT Industrial Growth Center

Oragadam, Sriperumpudur

Kanchipuram District – 602 102

Dear Sir,

Sub: Submission of Monthly returns – November '2021

Ref : Our Consent Order No. 2008231074955 Dt. 11/09/2020

In line with the condition stipulated by the TNPCB in the consent orders, we are herewith submitting the Stack & AAQ reports, Noise monitoring reports, Treated water Analysis report and Form-1 for your reference.

We request you to kindly acknowledge the same.

Yours truly

For Momentive Performance Materials India Pvt. Ltd




Rajakumaran.V

EHS Leader - Chennai

Enclosures:

1. ROA of Treated Sewage & Trade Effluent through TNPCB Board Lab
2. Stack & AAQ Reports
3. Noise Monitoring Reports
4. Water Consumption (Form -1) as per Cess Rules

CC: The Member Secretary, TNPCB.





TAMIL NADU POLLUTION CONTROL BOARD
 ADVANCED ENVIRONMENTAL LABORATORY
 No. 76, MOUNT SALAI, GUINDY,
 CHENNAI - 32.
TEST REPORT



DHS/AS 28005/2017

ULR - TC687320000000920F

ROA No. May-130, May-131/2020 - 2021/ Dated: 29.06.2020

Name and Address of the sender	The District Environmental Engineer, Tamil Nadu Pollution Control Board, Sriperumbudur		
Nature and number of samples	2 numbers of Effluent Samples	Sample quantity 2.5 L	Sealed and fastened in 2.5 L polythene container
Date and time of sample collection	26.05.2020, 01.55 PM to 02.00 PM	Date the time of sample receipt at the lab	28.05.2020, 10.15 AM
Point of Collection	1	Treated - Outlet of ETP	
	2	Treated - Outlet of STP	
Analysis Starting date	29.05.2020	Analysis Completion date	29.06.2020

Sl. No.	DEE Code No.	Unit	GM-1105	GM-1205	Test Method
	Lab Code No.		May-130	May-131	
	Parameters				
1	pH @ 25°C	Number	8.27	7.43	APHA 23rd Edn 2017, 4500 H+ B
2	Total Suspended solids @ 105°C	mg/L	10	24	APHA 23rd Edn 2017, 2540 D
3	Total Dissolved Solids @ 180°C	mg/L	258	—	APHA 23rd Edn 2017, 2540-C
4	Chloride as Cl	mg/L	40	—	APHA 23rd Edn 2017, 4500-Cl B
5	Sulphate as SO ₄	mg/L	8	—	APHA 23rd Edn 2017 4500-SO ₄ - E
	Oil & Grease	mg/L	<2	—	APHA 23rd Edn 2017, 5520 - B
7	BOD (3 days @ 27°C)	mg/L	4	13	IS 3025 - 1993, Reaff. 2009
8	COD	mg/L	16	—	IS 3025 (Part - 58), Reaff 2006
9	Total Nitrogen	mg/L	—	<2	—
10	Ammoniacal Nitrogen	mg/L	—	<2	APHA 23rd Edn 2017, 4500 - NH3
11	Faecal Coliform	MPN/ 100ml	—	XX	APHA 23rd Edn 2017, -9221 B,E

Note: < BDL indicates Less than minimum detectable limit.

XX - Sample not received

Authorized Signatory
 [AD (L), Dy.CSO]

[Sankara Subramanian, B. Helen Mary]

3/5/2020


CELEBRATING

25
years
1996 - 2021

ensys
www.ensysindia.com

Ensys Technologies [I] Pvt. Ltd Ken Biolinks Pvt. Ltd.
Medisys Inc. Environmental Solutions Inc.

41, Seventh Avenue, Ashok Nagar, Chennai - 600 083
Tel: 044 - 23711259 / 23711297 | Fax: 044 - 24897752 | Email: ensys@ensysindia.com
AN ISO 9001:2015, ISO 14001:2015, ISO 45001:2018 CERTIFIED COMPANY




MONITORING / ANALYSIS REPORT

Our Ref:	ENLB/P6145/W96143/2122	Report Date:	03.12.2021
Issued To:	M/s. Momentive Performance Materials (India) Pvt Ltd, B-3, SIPCOT Industrial Park, Oragadam, Kancheepuram District	Your Ref:	
Sample Particulars:	Raw Sewage & Treated Sewage across STP Filters	Sampling Date:	25.11.2021

S.No	Parameters	Unit	Raw Sewage	Desirable Limits	Treated Sewage
1	pH @ 25°C	-	7.3	5.5 - 9.0	7.1
2	BOD ₅ @ 27 °C	mg/l	348	20	7
3	Total Suspended Solids	mg/l	272	30	8

Remarks/Recommendations



Co Seal

A.D. #
Chemist


For Ensys India
Environmental Laboratory

Authorised Signatory

Note: 1. Sample(s) not drawn by us, unless otherwise stated.
2. The results are true reproduction of tested samples at NABL accredited Laboratory.
3. Perishable samples will be destroyed after testing, others after one month from the date of issue of Test Certificates.

CELEBRATING
25
years
1996 - 2020

ensys
www.ensysindia.com



Ensys Technologies (I) Pvt. Ltd Ken Biolinks Pvt. Ltd.
Medisys Inc. Environmental Solutions Inc.

41, Seventh Avenue, Ashok Nagar, Chennai - 600 083
Tel: 044 - 23711259 / 23711297 | Fax: 044 - 24897752 | Email : ensys@ensysindia.com
AN ISO 9001:2015, ISO 14001:2015, ISO 45001:2018 CERTIFIED COMPANY

MONITORING / ANALYSIS REPORT

Our Ref:

ENLB/P6145/E96141/2122

Report Date:

03.12.2021

Issued To:

M/s. Momentive Performance Materials (India) Pvt Ltd,
B-3, SIPCOT Industrial Park, Oragadam,
Kancheepuram District

Your Ref:

Sample Particulars:

RAW EFFLUENT & ETP RO PERMEATE

Sampling Date:

25.11.2021

S.No	Parameters	Unit	Raw Effluent	Desirable Limits	ETP RO Permeate
1	pH @ 25 °C	-	7.5	5.5 - 9.0	7.1
2	BOD ₅ @ 27 °C	mg/l	2865	30	7
3	COD	mg/l	9549	250	15
4	Total Suspended Solids	mg/l	426	100	16
5	Total Dissolved Solids	mg/l	1978	2100	121
6	Oil and Grease	mg/l	19	10	BDL
7	Chloride as Cl	mg/l	448	1000	48
8	Sulphate as SO ₄	mg/l	417	1000	21

Remarks/Recommendations



Co Seal

A.D. →
Chemist

For Ensys India
Environmental Laboratory

Authorized Signatory

- Note:
1. Samples are not drawn by us, unless otherwise stated.
 2. The results are true reproduction of tested samples at NABL accredited Laboratory.
 3. Perishable samples will be destroyed after testing, others after one month from the date of issue of Test Certificates.
 4. Desirable Limits for Treated Effluent


CELEBRATING

25
years
1996 - 2021

ensys
www.ensysindia.com

Ensys Technologies || Pvt. Ltd Ken Biolinks Pvt. Ltd.
Medisys Inc. Environmental Solutions Inc.

41, Seventh Avenue, Ashok Nagar, Chennai - 600 083
Tel: 044 - 23711259 / 23711297 | Fax: 044 - 24897752 | Email: ensys@ensysindia.com
AN ISO 9001:2015, ISO 14001:2015, ISO 45001:2018 CERTIFIED COMPANY



MONITORING / ANALYSIS REPORT

Our Ref:	ENLB/CH/S33942/2122	Report Date:	03.12.2021
Issued To:	M/s. Momentive Performance Materials (India) Pvt Ltd, B-3, SIPCOT Industrial Park, Oragadam, Kancheepuram District	Your Ref :	
Sample Particulars:	Stack Emission Analysis	Sampling Date:	25.11.2021

S. No	Parameters	Units	DG Set 1 -Stack (700 kVA)	DG Set 2 -Stack (700 kVA)
1	Sampling Period	Timings	10.15 hrs - 10.45 hrs	10.45 hrs - 11.15 hrs
2	Stack Temperature	°C	145	149
3	Diameter of the stack	m	0.3	0.3
4	Stack Height	m	15	15
5	Stack Velocity	m/s	16.4	15.8
6	Discharge Flow rate	Nm ³ /Hr	5348	5496
7	Suspended Particulate Matter (SPM)	mg/Nm ³	20.3	19.7
8	Oxides of Sulphur (SO ₂)	mg/Nm ³	BDL (DL-3.0)	BDL (DL-3.0)
9	Oxides of Nitrogen (NO ₂)	mg/Nm ³	53	55
10	Carbon Monoxide (CO)	ppm	BDL (DL-0.2)	BDL (DL-0.2)

Remarks/Recommendations:

For Ensys India
Environmental Laboratory



Co Seal

A.P. →
Chemist

[Signature]
Authorised Signatory

- Note:
1. Sample(s) not drawn by us, unless otherwise stated.
 2. The results are true reproduction of tested samples at NABL accredited Laboratory.
 3. Perishable samples will be destroyed after testing, others after one month from the date of issue of Test Certificates.


CELEBRATING

25 years
1996 - 2021

ensys
www.ensysindia.com

Ensys Technologies [I] Pvt. Ltd Ken Biolinks Pvt. Ltd.
Medisys Inc. Environmental Solutions Inc.

41, Seventh Avenue, Ashok Nagar, Chennai - 600 083
Tel: 044 - 23711259 / 23711297 | Fax: 044 - 24897752 | Email: ensys@ensysindia.com
AN ISO 9001:2015, ISO 14001:2015, ISO 45001:2018 CERTIFIED COMPANY



MONITORING / ANALYSIS REPORT

Our Ref:	ENLB/P1016/7723/2122	Report Date:	03.12.2021
Issued To:	M/s. Momentive Performance Materials (India) Pvt Ltd, B-3, SIPCOT Industrial Park, Oragadam, Kancheepuram District	Your Ref:	
Sample Particulars:	STACK EMISSION ANALYSIS	Sampling Date:	25.11.2021

S. No	Parameters(s)	Unit	Inference	
			Boiler -1.5 tons-2 Nos. (common Stack scrubber)	Stack attached to Thermic Fluid Heaters2 Nos / 6 LKcal each (Common Stack)
1	Stack connected to	-	HSD	HSD
2	Type of Fuel used	-	10.35 hrs - 11.05 hrs	10.40 hrs - 11.10 hrs
3	Sampling period	Hrs	115	114
4	Stack Temperature	°C	0.56	0.5
5	Stack Diameter at Porthole	m	30	13
6	Stack Height	m	2.7	4
7	Stack Velocity	m/sec	1835	2347
8	Stack Discharge	Nm ³ /Hr	29.1	14.8
9	Suspended Particulate Matter (SPM)	mg/Nm ³	19.2	16.9
10	Oxides of Sulphur (as SO ₂)	mg/Nm ³	30.2	15.3
11	Oxides of Nitrogen (as NO ₂)	mg/Nm ³	BDL (DL-0.2)	BDL (DL-0.2)
12	Carbon Monoxide (as CO)	ppm		

Remarks/Recommendations:




Co Seal

A.P. →
Chemist

For Ensys India
Environmental Laboratory

Authorised Signatory

- Note: 1. Sample(s) not drawn by us, unless otherwise stated.
2. The results are true reproduction of tested samples at NABL accredited Laboratory.
2. Perishable samples will be destroyed after testing, others after one month from the date of issue of Test Certificates.



Ensys Technologies (I) Pvt. Ltd Ken Biolinks Pvt. Ltd.
Medisys Inc. Environmental Solutions Inc.

41, Seventh Avenue, Ashok Nagar, Chennai - 600 083
Tel: 044 - 23711259 / 23711297 | Fax: 044 - 24897752 | Email: ensys@ensysindia.com
AN ISO 9001:2015, ISO 14001:2015, ISO 45001:2018 CERTIFIED COMPANY

MONITORING / ANALYSIS REPORT

Our Ref:	ENLB/P1015/S7624/2122	Report Date:	03.12.2021
Issued To:	M/s. Momentive Performance Materials (India) Pvt Ltd, B-3, SIPCOT Industrial Park, Oragadam, Kancheepuram District	Your Ref:	
Sample Particulars:	STACK EMISSION ANALYSIS	Sampling Date:	25.11.2021

S. No	Parameters(s)	Unit	Inference	
	Weather Condition: Clear			
1	Stack connected to	-	Scrubber Outlet 1 [Kneader Stack-Scrubber]	Scrubber Outlet 2 [OFF gas from Elastomer & Specialty Plants]
2	Sampling period	hrs	11.30 hrs to 12.00 hrs	12.30 hrs to 01.00 hrs
3	Stack - Gas Temperature	°C	72	75
4	Stack Diameter at porthole	m	0.35	0.35
5	Stack height	m	13	13
6	Stack - Gas Velocity	m/sec	2.9	3.1
7	Stack - Gas discharge	Nm3/hr	468.3	472.6
8	Suspended Particulate Matter (SPM)	mg/Nm3	17.8	15.7
9	Oxides of Sulphur (as SO ₂)	mg/Nm3	BDL (DL - 3.0)	BDL (DL - 3.0)
10	Oxides of Nitrogen (as NO ₂)	mg/Nm3	BDL	BDL
11	Acid Mist	mg/Nm3	1.3	1.4

Remarks/Recommendations:

Co Seal:

Chemist: A. P. →

For Ensys India Environmental Laboratory
Authorized Signatory:

Note: 1. Sample(s) not drawn by us, unless otherwise stated.
2. The results are true reproduction of tested samples at NABI, accredited Laboratory.
3. Perishable samples will be destroyed after testing, others after one month from the date of issue of Test Certificates.


CELEBRATING

25
years
1996 - 2021

ensys
www.ensysindia.com

Ensys Technologies (I) Pvt. Ltd Ken Biolinks Pvt. Ltd.
Medisys Inc. Environmental Solutions Inc.

41, Seventh Avenue, Ashok Nagar, Chennai - 600 083
Tel: 044 - 23711259 ; 23711297 ; Fax: 044 - 24897752 | Email : ensys@ensysindia.com
AN ISO 9001:2015, ISO 14001:2015, ISO 45001:2018 CERTIFIED COMPANY




MONITORING / ANALYSIS REPORT

Our Ref :	ENLB/P1015/E7625/2122	Report Date:	03.12.2021
Issued To:	M/s. Momentive Performance Materials (India) Pvt Ltd, B-3, SIPCOT Industrial Park, Oragadam, Kancheepuram District	Your Ref:	
Sample Particulars:	STACK EMISSION ANALYSIS	Sampling Date:	25.11.2021

S. No	Parameters(s)	Unit	Inference
	Weather Condition: Clear		
1	Stack connected to	-	Spray Drier / Crystallizer connected to Mechanical Evaporator
2	Sampling period	hrs	10:25 hrs to 10.55 hrs
3	Stack - Gas Temperature	°C	113
4	Stack Diameter	m	0.15
5	Stack Height	m	10
6	Stack - Gas Velocity	m/sec	2.7
7	Stack - Gas discharge	Nm ³ /hr	168.3
8	Suspended Particulate Matter (SPM)	mg/Nm ³	12.8
9	Oxides of Sulphur (as SO ₂)	mg/Nm ³	9.1
10	Oxides of Nitrogen (as NO ₂)	mg/Nm ³	15.6

Remarks/Recommendations:



Co Seal

A.P. →
Chemist

For Ensys India
Environmental Laboratory

Authorised Signatory

- Note : 1. Sample(s) not drawn by us, unless otherwise stated.
2. The results are true reproduction of tested samples at NABL accredited Laboratory.
3. Perishable samples will be destroyed after testing, others after one month from the date of issue of Test Certificates.


CELEBRATING

25
years
1996 - 2021

ensys
www.ensysindia.com

Ensys Technologies [I] Pvt. Ltd Ken Biolinks Pvt. Ltd.
Medisys Inc. Environmental Solutions Inc.

41, Seventh Avenue, Ashok Nagar, Chennai - 600 083.
Tel: 044 - 23711259 / 23711297 | Fax: 044 - 24897752 | Email: ensys@ensysindia.com
AN ISO 9001:2015, ISO 14001:2015, ISO 45001:2018 CERTIFIED COMPANY



MONITORING / ANALYSIS REPORT

Our Ref:	ENLB/CH/A33993/2122	Report Date:	03.12.2021
Issued To:	M/s. Momentive Performance Materials (India) Pvt Ltd, B-3, SIPCOT Industrial Park, Oragadam, Kancheepuram District	Your Ref:	
Sample Particulars:	AMBIENT AIR QUALITY	Sampling Date:	25.11.2021

S. No	Parameters(s)	Unit	Desirable limit	Ambient Locations & Sampling Period		
				Near Admin Office (09.25. Hrs. To 17.55 Hrs.)	Near Ware House (09.30 Hrs. To 18.00 Hrs.)	Near Hazardous Storage Shed (09.35 Hrs. To 18.05 Hrs.)
1	Particulate Matter (PM ₁₀)	µg/m ³	100	38.9	50.4	48.3
2	Particulate Matter (PM _{2.5})	µg/m ³	60	48.3	35.7	32.1
3	Sulphur Dioxide (SO ₂)	µg/m ³	80	6.5	9.8	8.4
4	Oxides of Nitrogen (NO ₂)	µg/m ³	80	12.8	26.2	29.7
5	Ozone (O ₃)	µg/m ³	180	18.4	25.9	26.5
6	Lead (Pb)	µg/m ³	1	BDL (DL -0.1)	BDL (DL -0.1)	BDL (DL -0.1)
7	Carbon Monoxide (CO)	mg/m ³	4	BDL (DL -1.15)	BDL (DL -1.15)	BDL (DL -1.15)
8	Ammonia (NH ₃)	µg/m ³	400	18.1	15.3	27.8
9	Benzene (C ₆ H ₆)	µg/m ³	05*	BDL (DL - 1.0)	BDL (DL - 1.0)	BDL (DL -1.0)
10	Benzo(a)Pyrene	ng/m ³	01*	BDL (DL - 0.5)	BDL (DL - 0.5)	BDL (DL - 0.5)
11	Arsenic (As)	ng/m ³	06*	BDL (DL - 1.0)	BDL (DL - 1.0)	BDL (DL - 1.0)
12	Nickel (Ni)	ng/m ³	20*	BDL (DL - 5.0)	BDL (DL - 5.0)	BDL (DL - 5.0)

*[S.O. 384(E), as notified on 18, November, 2009] :[EPA Notification: GSR 176 (E), April 02, 1996]
BDL - Below Detectable Limit; DL - Detection Limit

Remarks/Recommendations

Co Seal

A. P. [Signature]

Chemist

For Ensys India
Environmental Laboratory


[Signature]

Authorised Signatory

Note: 1. Sample(s) not drawn by us, unless otherwise stated.
2. The results are true reproduction of tested sampler at NABL accredited Laboratory.
3. Perishable samples will be destroyed after testing, others after one month from the date of issue of Test Certificates.

CELEBRATING
25 years
1996 - 2020

ensys
www.ensysindia.com



Ensys Technologies (I) Pvt. Ltd Ken Biolinks Pvt. Ltd.
Medisys Inc. Environmental Solutions Inc.

41, Seventh Avenue, Ashok Nagar, Chennai - 600 083.
Tel: 044 - 23711259 / 23711297 | Fax: 044 - 24897752 | Email: ensys@ensysindia.com
AN ISO 9001:2015, ISO 14001:2015, ISO 45001:2018 CERTIFIED COMPANY

MONITORING / ANALYSIS REPORT

Our Ref:	ENLB/CH/A33994/2122	Report Date:	03.12.2021
Issued To:	M/s. Momentive Performance Materials (India) Pvt Ltd, B-3, SIPCOT Industrial Park, Oragadam, Kancheepuram District	Your Ref:	
Sample Particulars:	AMBIENT AIR QUALITY	Sampling Date:	25.11.2021

S. No	Parameters(s)	Unit	Desirable limit	Ambient Locations & Sampling Period		
				Near ETP (10.20 Hrs. To 18.50 Hrs.)	Near Fire Hydrant Pump House (10.30 Hrs. To 18.00 Hrs.)	Near Diesel Tank Area (10.35 Hrs. To 19.05 Hrs.)
1	Particulate Matter (PM ₁₀)	µg/m ³	100	58.9	52.1	48.7
2	Particulate Matter (PM _{2.5})	µg/m ³	60	32.3	35.8	31.5
3	Sulphur Dioxide (SO ₂)	µg/m ³	80	12.8	9.7	10.1
4	Oxides of Nitrogen (NO ₂)	µg/m ³	80	29.1	31.3	28.9
5	Ozone (O ₃)	µg/m ³	180	26.7	21.9	23.8
6	Lead (Pb)	µg/m ³	1	BDL (DL - 0.1)	BDL (DL - 0.1)	BDL (DL - 0.1)
7	Carbon Monoxide (CO)	ng/m ³	4	BDL (DL - 1.15)	BDL (DL - 1.15)	BDL (DL - 1.15)
8	Ammonia (NH ₃)	µg/m ³	400	25.3	24.7	22.1
9	Benzene (C ₆ H ₆)	µg/m ³	05*	BDL (DL - 1.0)	BDL (DL - 1.0)	BDL (DL - 1.0)
10	Benzo(a)Pyrene	ng/m ³	01*	BDL (DL - 0.5)	BDL (DL - 0.5)	BDL (DL - 0.5)
11	Arsenic (As)	ng/m ³	06*	BDL (DL - 1.0)	BDL (DL - 1.0)	BDL (DL - 1.0)
12	Nickel (Ni)	ng/m ³	20*	BDL (DL - 5.0)	BDL (DL - 5.0)	BDL (DL - 5.0)

*[S.O. 384(E), as notified on 18, November, 2009] ; [EPA Notification: GSR 176 (E), April 02, 1996]
BDL - Below Detectable Limit; DL - Detection Limit

Remarks/Recommendations



Co Seal

A.P. →
Chemist

For Ensys India
Environmental Laboratory

Authorised Signatory

- Note:
1. Sample(s) not drawn by us, unless otherwise stated.
 2. The results are true reproduction of tested sampler at NABL accredited Laboratory.
 3. Perishable samples will be destroyed after testing, others after one month from the date of issue of Test Certificates.


CELEBRATING

25
years
1996 - 2020

ensys
www.ensysindia.com

Ensys Technologies (I) Pvt. Ltd Ken Biolinks Pvt. Ltd.
Medisys Inc. Environmental Solutions Inc.

41, Seventh Avenue, Ashok Nagar, Chennai 600 083.
Tel: 044 - 23711259 / 23711297 | Fax: 044 - 24897752 | Email: ensys@ensysindia.com
AN ISO 9001:2015, ISO 14001:2015, ISO 45001:2018 CERTIFIED COMPANY



MONITORING / ANALYSIS REPORT

Our Ref:	ENLB/CH/N33943/2122	Report Date:	03.12.2021
Issued To:	M/s. Momentive Performance Materials (India) Pvt Ltd, B-3, SIPCOT Industrial Park, Oragadam, Kancheepuram District	Your Ref:	
Sample Particulars:	NOISE LEVEL	Sampling Date:	25.11.2021

S. No	Location	Day time dB (A)		Night time dB (A)	
		In Monitoring area	Limits*	In Monitoring area	Limits*
1	Near Admin Office	42.6	75.0	24.8	70.0
2	Near Boundary Wall of Weigh Bridge	27.3		20.3	
3	Near Boundary Wall of Ware House	31.5		26.5	
4	Near Boundary Wall of HWS Shed	40.4		19.8	
5	Near Boundary Wall of ETP area	29.7		25.7	
6	Near Boundary Wall of HTF Area	32.1		18.4	
7	Near Boundary Wall of Fire Hydrant Pump	38.4		25.9	
8	Near Boundary Wall of Diesel Tank	33.6		28.1	

* The Noise Pollution (Regulation and Control) Rules 2000 in the Gazette of India, vide S.O. 123(E), dated 14.2.2000 - SCHEDULE (see rule 3(1) and 4(1)) Ambient Air Quality Standards in respect of Noise

Remarks/Recommendations:



Co Seal

A.P. [Signature]
Chemist

For Ensys India
Environmental Laboratory

[Signature]
Authorised Signatory

Note: 1. Sample(s) not drawn by us, unless otherwise stated.
2. The results are true reproduction of tested samples at NABL accredited Laboratory.
3. Perishable samples will be destroyed after testing, others after one month from the date of issue of Test Certificates.

Momentive Performance Materials (India) Pvt. Ltd.

**Form - I
(See Rule 4)**

Return Regarding Water Consumed During the Month of November- 2021 in KL

Name & address of the consumer	Purpose for which water consumed	Reading of the beginning of first day of calendar month under report	Reading of the end of last day of calendar month under report	Qty of water consumed in Kilo liters	If the meter was out of order the monthly average consumption of water for previous months of working period	Qty of water Qualifying for rebate according to assessee	Remarks
1	2	3	4	5	6	7	8
	1. Industrial cooling spraying in mine pits or boiler feed:						
	i) From municipal water supply mains			192.780			Boiler & Cooling Tower feed water
	ii) From well/Tube well						
	iii) From canal						
	iv) From river						
	v) from any other source						
	2. Domestic purposes						
	i) From municipal water supply mains			253.290			Total Quantity used for canteen, toilet and gardening
	ii) From well/Tube well						
	iii) From canal						
	iv) From river						
	v) from any other source						
	3. Processing where by water get polluted & the pollutants are easily bio-degradable						
	i) From municipal water supply mains			22.000			Water from cooling tower blowdown, OGS blowdown & Boiler blowdown
	ii) From well/Tube well						
	iii) From canal						
	iv) From river						
	v) from any other source						
	4. Processing where by water gets polluted & the pollutants are not easily bio-gradable and are toxic :						
	i) From municipal water supply mains			164.820			Effluent treated, is fed to R.O Plant and R.O reject is evaporated through mechanical evaporator & spray drier, RO Permeate is reused to process
	ii) From well/Tube well						
	iii) From canal						
	iv) From river						
	v) from any other source						

(1) For claiming rebate under col.7 the assessee shall indicate in this column the analytical and other reports annexed to this return in support of this claim.

Note: Water Receipt Details As Follows In KL

Sources Of Water	Opening Reading	Closing Reading	Received	Total KL
Sipcot	3576	3576		610.89
Private		0	310.25	
Private - DM Water		310.25		
Other Sources		Water taken from Pond	300.64	



Momentive Performance Materials (India) Pvt. Ltd.

B-3, SIPCOT Industrial Growth Centre, Oragadam
Sriperumbudur Taluk, Kancheepuram Dist
Tamil Nadu - 602 105 INDIA
Tele : 044-71212100
Fax : 044-71212206
CIN : U24299KA1995PTC019244
www.momentive.com

Date: 04.01.2022

To,

The District Environmental Engineer

O/o. District Environment Engineer

Plot No. CP-5B, SIPCOT Industrial Growth Center

Oragadam, Sriperumpudur

Kanchipuram District – 602 102

Dear Sir,

Sub: Submission of Monthly returns – December '2021


Ref : Our Consent Order No. 2008231074955 Dt. 11/09/2020

In line with the condition stipulated by the TNPCB in the consent orders, we are herewith submitting the Stack & AAQ reports, Noise monitoring reports, Treated water Analysis report and Form-1 for your reference.

We request you to kindly acknowledge the same.

Yours truly

For Momentive Performance Materials India Pvt. Ltd



Rajakumaran.V

EHS Leader - Chennai

Enclosures:


1. ROA of Treated Sewage & Trade Effluent through TNPCB Board Lab
2. Stack & AAQ Reports
3. Noise Monitoring Reports
4. Water Consumption (Form -1) as per Cess Rules

CC: The Member Secretary, TNPCB.



CELEBRATING
25
years
1996 - 2020

ensys
www.ensysindia.com



Ensys Technologies (I) Pvt. Ltd Ken Biolinks Pvt. Ltd.
Medisys Inc. Environmental Solutions Inc.


41, Seventh Avenue, Ashok Nagar, Chennai - 600 083.
Tel: 044 - 23711259 / 23711297 | Fax: 044 - 24897752 | Email: ensys@ensysindia.com
AN ISO 9001:2015, ISO 14001:2015, ISO 45001:2018 CERTIFIED COMPANY

MONITORING / ANALYSIS REPORT

Our Ref:	ENLB/P6145/W96144/2122	Report Date:	03.01.2022
Issued To:	M/s. Momentive Performance Materials (India) Pvt Ltd, B-3, SIPCOT Industrial Park, Oragadam, Kancheepuram District	Your Ref:	
Sample Particulars:	Raw Sewage & Treated Sewage across STP Filters	Sampling Date:	28.12.2021

S.No	Parameters	Unit	Raw Sewage	Desirable Limits	Treated Sewage
1	pH @ 25°C	-	7.1	5.5 - 9.0	7.2
2	BOD ₅ @ 27 °C	mg/l	357	20	8
3	Total Suspended Solids	mg/l	268	30	7

Remarks/Recommendations



Co Seal

A.P. →
Chemist


For Ensys India
Environmental Laboratory

Authorized Signatory

Note: 1. Sample(s) not drawn by us, unless otherwise stated.
2. The results are true reproduction of tested samples at NABL accredited Laboratory.
3. Perishable samples will be destroyed after testing, others after one month from the date of issue of Test Certificates.

CELEBRATING
25
years
1996 - 2021

ensys
www.ensysindia.com



Ensys Technologies [I] Pvt. Ltd Ken Biolinks Pvt. Ltd.
Medisys Inc. Environmental Solutions Inc.

41, Seventh Avenue, Ashok Nagar, Chennai - 600 083.
Tel: 044 - 23711259 / 23711297 | Fax: 044 - 24897752 | Email: ensys@ensysindia.com
AN ISO 9001:2015, ISO 14001:2015, ISO 45001:2018 CERTIFIED COMPANY

MONITORING / ANALYSIS REPORT

Our Ref:	ENLB/P6145/E96142/2122	Report Date:	03.01.2022
Issued To:	M/s. Momentive Performance Materials (India) Pvt Ltd, B-3, SIPCOT Industrial Park, Oragadam, Kancheepuram District	Your Ref:	
Sample Particulars:	RAW EFFLUENT & ETP RO PERMEATE	Sampling Date:	28.12.2021

S.No	Parameters	Unit	Raw Effluent	Desirable Limits	ETP RO Permeate
1	pH @ 25 °C	-	7.3	5.5 - 9.0	7.2
2	BOD ₅ @ 27 °C	mg/l	2789	30	8
3	COD	mg/l	9687	250	13
4	Total Suspended Solids	mg/l	523	100	15
5	Total Dissolved Solids	mg/l	1963	2100	125
6	Oil and Grease	mg/l	17	10	BDL
7	Chloride as Cl	mg/l	437	1000	45
8	Sulphate as SO ₄	mg/l	423	1000	6

Remarks/Recommendations



Co Seal

A.P →
Chemist


For Ensys India
Environmental Laboratory

Authorized Signatory

- Note:
1. Samples are not drawn by us, unless otherwise stated.
 2. The results are true reproduction of tested samples at NABL accredited Laboratory.
 3. Perishable samples will be destroyed after testing, others after one month from the date of issue of Test Certificates.
 4. Desirable Limits for Treated Effluent

CELEBRATING
25
years
1996 - 2021

ensys
www.ensysindia.com



Ensys Technologies (I) Pvt. Ltd Ken Biolinks Pvt. Ltd.
Medisys Inc. Environmental Solutions Inc.

41, Seventh Avenue, Ashok Nagar, Chennai - 600 083
Tel: 044 - 23711259 / 23711297 | Fax: 044 - 24897752 | Email: ensys@ensysindia.com
AN ISO 9001:2015, ISO 14001:2015, ISO 45001:2018 CERTIFIED COMPANY

MONITORING / ANALYSIS REPORT

Our Ref:	ENLB/CH/S33943/2122	Report Date:	03.01.2022
Issued To:	M/s. Momentive Performance Materials (India) Pvt Ltd, B-3, SIPCOT Industrial Park, Oragadam, Kancheepuram District	Your Ref :	
Sample Particulars:	Stack Emission Analysis	Sampling Date:	28.12.2021

S. No	Parameters	Units	DG Set 1 -Stack (700 kVA)	DG Set 2 -Stack (700 kVA)
1	Sampling Period	Timings	10.25 hrs - 10.55 hrs	10.45 hrs - 11.15 hrs
2	Stack Temperature	°C	128	163
3	Diameter of the stack	m	0.3	0.3
4	Stack Height	m	15	15
5	Stack Velocity	m/s	18.1	19.7
6	Discharge Flow rate	Nm ³ /Hr	5128	5375
7	Suspended ParticulateMatter(SPM)	mg/Nm ³	22.7	23.7
8	Oxides of Sulphur(SO ₂)	mg/Nm ³	BDL (DL-3.0)	BDL (DL-3.0)
9	Oxides of Nitrogen(NO ₂)	mg/Nm ³	49	51
10	Carbon Monoxide(CO)	ppm	BDL (DL-0.2)	BDL (DL-0.2)

Remarks/Recommendations:



Co Seal

A.P →
Chemist

For Ensys India
Environmental Laboratory

Authorized Signatory

Note: 1. Sample(s) not drawn by us, unless otherwise stated.
2. The results are true reproduction of tested samples at NABL accredited Laboratory.
3. Perishable samples will be destroyed after testing, others after one month from the date of issue of Test Certificates.


CELEBRATING

25
years
1996 - 2020

ensys
www.ensysindia.com

Ensys Technologies (I) Pvt. Ltd Ken Biolinks Pvt. Ltd.
Medisys Inc. Environmental Solutions Inc.

41, Seventh Avenue, Ashok Nagar, Chennai - 600 083.
Tel: 044 - 23711259 / 23711297 | Fax: 044 - 24897752 | Email: ensys@ensysindia.com
AN ISO 9001:2015, ISO 14001:2015, ISO 45001:2018 CERTIFIED COMPANY




MONITORING / ANALYSIS REPORT

Our Ref:	ENLB/P1016/7724/2122	Report Date:	03.01.2022
Issued To:	M/s. Momentive Performance Materials (India) Pvt Ltd, B-3, SIPCOT Industrial Park, Oragadam, Kancheepuram District	Your Ref:	
Sample Particulars:	STACK EMISSION ANALYSIS	Sampling Date:	28.12.2021

S. No	Parameters(s)	Unit	Inference	
			Boiler -1.5 tons-2 Nos. (common Stack scrubber)	Stack attached to Thermic Fluid Heaters2 Nos / 6 LKcal each (Common Stack)
1	Stack connected to	-		
2	Type of Fuel used	-	HSD	HSD
3	Sampling period	Hrs	10.15 hrs - 11.45 hrs	10.10 hrs - 11.50 hrs
4	Stack Temperature	°C	105	117
5	Stack Diameter at Porthole	m	0.56	0.5
6	Stack Height	m	30	13
7	Stack Velocity	m/sec	2.9	6
8	Stack Discharge	Nm ³ /Hr	1912	2436
9	Suspended Particulate Matter (SPM)	mg/Nm ³	32.5	15.9
10	Oxides of Sulphur (as SO ₂)	mg/Nm ³	24.7	18.7
11	Oxides of Nitrogen (as NO ₂)	mg/Nm ³	33.8	16.4
12	Carbon Monoxide (as CO)	ppm	BDL (DL-0.2)	BDL (DL-0.2)

Remarks/Recommendations:



Co Seal

A. R. →
Chemist


For Ensys India
Environmental Laboratory

Authorized Signatory

Note : 1. Sample(s) not drawn by us, unless otherwise stated.
2. The results are true reproduction of tested samples at NABL accredited Laboratory.
2. Perishable samples will be destroyed after testing, others after one month from the date of issue of Test Certificates.

CELEBRATING
25
years
1996 - 2020

ensys
www.ensysindia.com



Ensys Technologies (I) Pvt. Ltd. Ken Biolinks Pvt. Ltd.
Medisys Inc. Environmental Solutions Inc.

41, Seventh Avenue, Ashok Nagar, Chennai - 600 083
Tel: 044 - 23711259 / 23711297 | Fax: 044 - 24897752 | Email : ensys@ensysindia.com
AN ISO 9001:2015, ISO 14001:2015, ISO 45001:2018 CERTIFIED COMPANY

MONITORING / ANALYSIS REPORT

Our Ref:	ENLB/P1015/S7625/2122	Report Date:	03.01.2022
Issued To:	M/s. Momentive Performance Materials (India) Pvt Ltd, B-3, SIPCOT Industrial Park, Oragadam, Kancheepuram District	Your Ref:	
Sample Particulars:	STACK EMISSION ANALYSIS	Sampling Date:	28.12.2021

S. No	Parameters(s)	Unit	Inference	
	Weather Condition: Clear			
1	Stack connected to	-	Scrubber Outlet 1 [Kneader Stack- Scrubber]	Scrubber Outlet 2 [OFF gas from Elastomer & Specialty Plants]
2	Sampling period	hrs	11.40 hrs to 12.10 hrs	12.30 hrs to 01.00 hrs
3	Stack - Gas Temperature	°C	75	81
4	Stack Diameter at porthole	m	0.35	0.35
5	Stack height	m	13	13
6	Stack - Gas Velocity	m/sec	3.7	4.5
7	Stack - Gas discharge	Nm ³ /hr	483.2	498.3
8	Suspended Particulate Matter (SPM)	mg/Nm ³	19.5	17.3
9	Oxides of Sulphur (as SO ₂)	mg/Nm ³	BDL (DL - 3.0)	BDL (DL - 3.0)
10	Oxides of Nitrogen (as NO ₂)	mg/Nm ³	BDL	BDL
11	Acid Mist	mg/Nm ³	1.7	1.6

Remarks/Recommendations:



Co Seal

A.D. →
Chemist

For Ensys India
Environmental Laboratory

Authorized Signatory


- Note :
1. Sample(s) not drawn by us, unless otherwise stated.
 2. The results are true reproduction of tested samples at NABL accredited Laboratory.
 3. Perishable samples will be destroyed after testing, others after one month from the date of issue of Test Certificates.

CELEBRATING
25
years
1996 - 2020

ensys
www.ensysindia.com

Ensys Technologies (I) Pvt. Ltd Ken Biolinks Pvt. Ltd.
Medisys Inc. Environmental Solutions Inc.

41, Seventh Avenue, Ashok Nagar, Chennai - 600 083.
Tel: 044 - 23711259 / 23711297 | Fax: 044 - 24897752 | Email: ensys@ensysindia.com
AN ISO 9001:2015, ISO 14001:2015, ISO 45001:2018 CERTIFIED COMPANY



MONITORING / ANALYSIS REPORT

Our Ref :	ENLB/P1015/E7626/2122	Report Date:	03.01.2022
Issued To:	M/s. Momentive Performance Materials (India) Pvt Ltd, B-3, SIPCOT Industrial Park, Oragadam, Kancheepuram District	Your Ref:	
Sample Particulars:	STACK EMISSION ANALYSIS	Sampling Date:	28.12.2021

S. No	Parameters(s)	Unit	Inference
	Weather Condition: Clear		
1	Stack connected to	-	Spray Drier / Crystallizer connected to Mechanical Evaporator
2	Sampling period	hrs	10:45 hrs to 11.05 hrs
3	Stack - Gas Temperature	°C	119
4	Stack Diameter	m	0.15
5	Stack Height	m	10
6	Stack - Gas Velocity	m/sec	2.9
7	Stack - Gas discharge	Nm ³ /hr	175.3
8	Suspended Particulate Matter (SPM)	mg/Nm ³	14.5
9	Oxides of Sulphur (as SO ₂)	mg/Nm ³	8.3
10	Oxides of Nitrogen (as NO ₂)	mg/Nm ³	13.8

Remarks/Recommendations:



Co Seal

A.P. →
Chemist

For Ensys India
Environmental Laboratory

Authorized Signatory

Note : 1. Sample(s) not drawn by us, unless otherwise stated.
2. The results are true reproduction of tested samples at NABL accredited Laboratory..
3. Perishable samples will be destroyed after testing, others after one month from the date of issue of Test Certificates.


CELEBRATING

25
years
1996 - 2020

ensys
www.ensysindia.com

Ensys Technologies (I) Pvt. Ltd Ken Biolinks Pvt. Ltd.
Medisys Inc. Environmental Solutions Inc.

41, Seventh Avenue, Ashok Nagar, Chennai - 600 083
Tel: 044 - 23711259 / 23711297 | Fax: 044 - 24897752 | Email: ensys@ensysindia.com
AN ISO 9001:2015, ISO 14001:2015, ISO 45001:2018 CERTIFIED COMPANY



MONITORING / ANALYSIS REPORT

Our Ref:	ENLB/CH/A33995/2122	Report Date:	03.01.2022
Issued To:	M/s. Momentive Performance Materials (India) Pvt Ltd, B-3, SIPCOT Industrial Park, Oragadam, Kancheepuram District	Your Ref:	
Sample Particulars:	AMBIENT AIR QUALITY	Sampling Date:	28.12.2021

S. No	Parameters(s)	Unit	Desirable limit	Ambient Locations & Sampling Period		
				Near Admin Office (09.10. Hrs. To 17.10 Hrs.)	Near Ware House (09.15 Hrs. To 17.15 Hrs.)	Near Hazardous Storage Shed (09.20 Hrs. To 17.20 Hrs.)
1	Particulate Matter (PM ₁₀)	µg/m ³	100	36.7	47.3	50.5
2	Particulate Matter (PM _{2.5})	µg/m ³	60	49.3	38.1	35.8
3	Sulphur Dioxide (SO ₂)	µg/m ³	80	7.4	10.5	9.7
4	Oxides of Nitrogen (NO ₂)	µg/m ³	80	11.9	28.4	31.3
5	Ozone (O ₃)	µg/m ³	180	19.1	26.7	24.6
6	Lead (Pb)	µg/m ³	1	BDL (DL -0.1)	BDL (DL -0.1)	BDL (DL -0.1)
7	Carbon Monoxide (CO)	mg/m ³	4	BDL (DL -1.15)	BDL (DL -1.15)	BDL (DL -1.15)
8	Ammonia (NH ₃)	µg/m ³	400	20.5	17.6	29.7
9	Benzene (C ₆ H ₆)	µg/m ³	05*	BDL (DL - 1.0)	BDL (DL - 1.0)	BDL (DL - 1.0)
10	Benzo(a)Pyrene	ng/m ³	01*	BDL (DL - 0.5)	BDL (DL - 0.5)	BDL (DL - 0.5)
11	Arsenic (As)	ng/m ³	06*	BDL (DL - 1.0)	BDL (DL - 1.0)	BDL (DL - 1.0)
12	Nickel (Ni)	ng/m ³	20*	BDL (DL - 5.0)	BDL (DL - 5.0)	BDL (DL - 5.0)

*[S.O: 384(E), as notified on 18, November, 2009] :[EPA Notification: GSR 176 (E), April 02, 1996]
BDL - Below Detectable Limit; DL - Detection Limit

Remarks/Recommendations



Co Seal

A.P. →
Chemist


For Ensys India
Environmental Laboratory

Authorized Signatory

- Note:
1. Sample(s) not drawn by us, unless otherwise stated.
 2. The results are true reproduction of tested sampler at NABL accredited Laboratory.
 3. Perishable samples will be destroyed after testing, others after one month from the date of issue of Test Certificates.

CELEBRATING
25
years
1996 - 2020

ensys
www.ensysindia.com



Ensys Technologies [I] Pvt. Ltd Ken Biolinks Pvt. Ltd.
Medisys Inc. Environmental Solutions Inc.

41, Seventh Avenue, Ashok Nagar, Chennai - 600 083
Tel. 044 - 23711259 / 23711297 | Fax: 044 - 24897752 | Email ensys@ensysindia.com
AN ISO 9001:2015, ISO 14001:2015, ISO 45001:2018 CERTIFIED COMPANY

MONITORING / ANALYSIS REPORT

Our Ref:	ENLB/CH/A33996/2122	Report Date:	03.01.2022
Issued To:	M/s. Momentive Performance Materials (India) Pvt Ltd, B-3, SIPCOT Industrial Park, Oragadam, Kancheepuram District	Your Ref:	
Sample Particulars:	AMBIENT AIR QUALITY	Sampling Date:	28.12.2021

S. No	Parameters(s)	Unit	Desirable limit	Ambient Locations & Sampling Period		
				Near ETP (10.30 Hrs. To 18.30 Hrs.)	Near Fire Hydrant Pump House (10.25 Hrs. To 18.25 Hrs.)	Near Diesel Tank Area (10.45 Hrs. To 18.45 Hrs.)
1	Particulate Matter (PM ₁₀)	µg/m ³	100	62.5	50.7	48.7
2	Particulate Matter (PM _{2.5})	µg/m ³	60	34.3	37.5	32.8
3	Sulphur Dioxide (SO ₂)	µg/m ³	80	10.7	8.4	9.5
4	Oxides of Nitrogen (NO ₂)	µg/m ³	80	27.6	30.8	29.3
5	Ozone (O ₃)	µg/m ³	180	29.3	22.3	25.1
6	Lead (Pb)	µg/m ³	1	BDL (DL - 0.1)	BDL (DL - 0.1)	BDL (DL - 0.1)
7	Carbon Monoxide (CO)	mg/m ³	4	BDL (DL - 1.15)	BDL (DL - 1.15)	BDL (DL - 1.15)
8	Ammonia (NH ₃)	µg/m ³	400	28.5	27.9	24.3
9	Benzene (C ₆ H ₆)	µg/m ³	05*	BDL (DL - 1.0)	BDL (DL - 1.0)	BDL (DL - 1.0)
10	Benzo(α)Pyrene	ng/m ³	01*	BDL (DL - 0.5)	BDL (DL - 0.5)	BDL (DL - 0.5)
11	Arsenic (As)	ng/m ³	06*	BDL (DL - 1.0)	BDL (DL - 1.0)	BDL (DL - 1.0)
12	Nickel (Ni)	ng/m ³	20*	BDL (DL - 5.0)	BDL (DL - 5.0)	BDL (DL - 5.0)

*[S.O. 384(E), as notified on 18, November, 2009] :[EPA Notification: GSR 176 (E), April 02, 1996]
BDL - Below Detectable Limit; DL - Detection Limit

Remarks/Recommendations



Co Seal

A.P. →
Chemist


For Ensys India
Environmental Laboratory

[Signature]
Authorised Signatory

Note: 1. Sample(s) not drawn by us, unless otherwise stated.
2. The results are true reproduction of tested sampler at NABL accredited Laboratory.
3. Perishable samples will be destroyed after testing, others after one month from the date of issue of Test Certificates.

CELEBRATING
25
years
1996 - 2021

ensys
www.ensysindia.com



Ensys Technologies [I] Pvt. Ltd Ken Biolinks Pvt. Ltd.
Medisys Inc. Environmental Solutions Inc.

41, Seventh Avenue, Ashok Nagar, Chennai - 600 083.
Tel: 044 - 23711259 / 23711297 | Fax: 044 - 24897752 | Email ensys@ensysindia.com
AN ISO 9001:2015, ISO 14001:2015, ISO 45001:2018 CERTIFIED COMPANY

MONITORING / ANALYSIS REPORT

Our Ref:	ENLB/CH/N33944/2122	Report Date:	03.01.2022
Issued To:	M/s. Momentive Performance Materials (India) Pvt Ltd, B-3, SIPCOT Industrial Park, Oragadam, Kancheepuram District	Your Ref:	
Sample Particulars:	NOISE LEVEL	Sampling Date:	28.12.2021

S. No	Location	Day time dB (A)		Night time dB (A)	
		In Monitoring area	Limits*	In Monitoring area	Limits*
1	Near Admin Office	35.8	75.0	28.4	70.0
2	Near Boundary Wall of Weigh Bridge	38.6		25.7	
3	Near Boundary Wall of Ware House	42.5		23.1	
4	Near Boundary Wall of HWS Shed	33.7		29.3	
5	Near Boundary Wall of ETP area	39.4		18.6	
6	Near Boundary Wall of HTF Area	34.8		26.8	
7	Near Boundary Wall of Fire Hydrant Pump	31.3		24.9	
8	Near Boundary Wall of Diesel Tank	30.1		27.3	

* The Noise Pollution (Regulation and Control) Rules 2000 in the Gazette of India, vide S.O. 123(E), dated 14.2.2000 - SCHEDULE (see rule 3(1) and 4(1)) Ambient Air Quality Standards in respect of Noise

Remarks/Recommendations:



A.P.P
Chemist

For Ensys India
Environmental Laboratory

Authorized Signatory

- Note:
1. Sample(s) not drawn by us, unless otherwise stated.
 2. The results are true reproduction of tested samples at NABL accredited Laboratory.
 3. Perishable samples will be destroyed after testing, others after one month from the date of issue of Test Certificates.

Momentive Performance Materials (India) Pvt. Ltd.

**Form - I
(See Rule 4)**

Return Regarding Water Consumed During the Month of December- 2021 in KL

Name & address of the consumer	Purpose for which water consumed	Reading of the beginning of first day of calendar month under report	Reading of the end of last day of calendar month under report	Qty of water consumed in Kilo liters	If the meter was out of order the monthly average Consumption of water for previous months of working period	Qty of water Qualifying for rebate according to assessee	Remarks
1	2	3	4	5	6	7	8
	1.Industrial cooling spraying in mine pits or boiler feed: i)From municipal water supply mains ii) From well/Tube well iii)From canal iv) From river v)from any other source			161.400			Boiler & Cooling Tower feed water
	2.Domestic purposes i)From municipal water supply mains ii)From well/Tube well iii)From canal iv) From river v)from any other source			312.090			Total Quantity used for canteen, toilet and gardening
	3.Processing where by water get polluted & the pollutants are easily bio-degradable i)From municipal water supply mains ii)From well/Tube well iii)From canal iv) From river v)from any other source			25.000			Water from cooling tower blowdown, OGS blowdown & Boiler blowdown
	4.Processing where by water gets polluted & the pollutants are not easily bio-gradable and are toxic : i)From municipal water supply mains ii)From well/Tube well iii)From canal iv) From river v)from any other source			205.750			Effluent treated, is fed to R.O Plant and R.O reject is evaporated through mechanical evaporator & spray drier, RO Permeate is reused to process

(1)For claiming rebate under col.7 the assessee shall indicate in this column the analytical and other reports annexed to this return in support of this claim.

Note: Water Receipt Details As Follows In KL

Sources Of Water	Opening Reading	Closing Reading	Received	Total KL
Sipcot	3576	3576	294.93	679.24
Private	0			
Private - DM Water	294.93			
Other Sources	Water taken from Pond		384.31	

Date: 04.02.2022

To,

The District Environmental Engineer

O/o. District Environment Engineer
Plot No. CP-5B, SIPCOT Industrial Growth Center
Oragadam, Sriperumpudur
Kanchipuram District – 602 102

Dear Sir,


Sub: Submission of Monthly returns – January '2022**Ref : Our Consent Order No. 2008231074955 Dt. 11/09/2020**

In line with the condition stipulated by the TNPCB in the consent orders, we are herewith submitting the Stack & AAQ reports, Noise monitoring reports, Treated water Analysis report and Form-1 for your reference.


We request you to kindly acknowledge the same.

Yours truly

For Momentive Performance Materials India Pvt. Ltd



Rajakumaran.V
EHS Leader - Chennai
Enclosures:

1. ROA of Treated Sewage & Trade Effluent through TNPCB Board Lab
2. Stack & AAQ Reports
3. Noise Monitoring Reports
4. Water Consumption (Form -1) as per Cess Rules

CC: The Member Secretary, TNPCB.

CELEBRATING
25
years
1996 - 2020

ensys
www.ensysindia.com



Ensys Technologies (I) Pvt. Ltd Ken Biolinks Pvt. Ltd.
Medisys Inc. Environmental Solutions Inc.

41 Seventh Avenue, Ashok Nagar, Chennai - 600 083
Tel: 044 - 23711259 / 23711297 | Fax: 044 - 24897752 | Email: ensys@ensysindia.com
AN ISO 9001:2015, ISO 14001:2015, ISO 45001:2018 CERTIFIED COMPANY


MONITORING / ANALYSIS REPORT

Our Ref:	ENLB/P6145/W96145/2122	Report Date:	03.02.2022
Issued To:	M/s. Momentive Performance Materials (India) Pvt Ltd, B-3, SIPCOT Industrial Park, Oragadam, Kancheepuram District	Your Ref:	
Sample Particulars:	Raw Sewage & Treated Sewage across STP Filters	Sampling Date:	28.01.2022

S.No	Parameters	Unit	Raw Sewage	Desirable Limits	Treated Sewage
1	pH @ 25°C	-	7.2	5.5 - 9.0	7.5
2	BOD ₅ @ 27 °C	mg/l	368	20	9
3	Total Suspended Solids	mg/l	273	30	8

Remarks/Recommendations

For Ensys India
Environmental Laboratory



A.P.

[Signature]

Co Seal

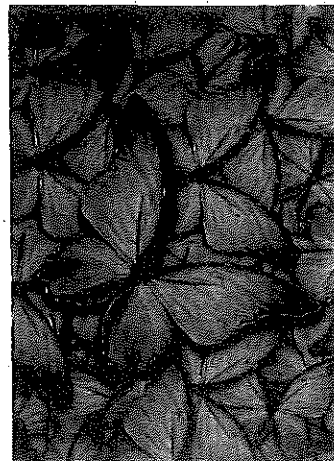
Chemist

Authorised Signatory

Note: 1. Sample(s) not drawn by us, unless otherwise stated.
2. The results are true reproduction of tested samples at NABL accredited Laboratory.
3. Perishable samples will be destroyed after testing, others after one month from the date of issue of Test Certificates.

CELEBRATING
25
years
1996 - 2020

ensys
www.ensysindia.com



Ensys Technologies (I) Pvt. Ltd Ken Biolinks Pvt. Ltd.
Medisys Inc. Environmental Solutions Inc.

41, Seventh Avenue, Ashok Nagar, Chennai - 600 083
Tel: 044 - 23711259 / 23711297 | Fax: 044 - 24897752 | Email: ensys@ensysindia.com
AN ISO 9001:2015, ISO 14001:2015, ISO 45001:2018 CERTIFIED COMPANY

MONITORING / ANALYSIS REPORT

Our Ref:	ENLB/P6145/E96143/2122	Report Date:	03.02.2022
Issued To:	M/s. Momentive Performance Materials (India) Pvt Ltd, B-3, SIPCOT Industrial Park, Oragadam, Kancheepuram District	Your Ref:	
Sample Particulars:	RAW EFFLUENT & ETP RO PERMEATE	Sampling Date:	28.01.2022

S.No	Parameters	Unit	Raw Effluent	Desirable Limits	ETP RO Permeate
1	pH @ 25 °C	-	7.4	5.5 - 9.0	7.3
2	BOD ₅ @ 27 °C	mg/l	2896	30	9
3	COD	mg/l	9745	250	14
4	Total Suspended Solids	mg/l	548	100	17
5	Total Dissolved Solids	mg/l	1973	2100	139
6	Oil and Grease	mg/l	21	10	BDL
7	Chloride as Cl	mg/l	457	1000	48
8	Sulphate as SO ₄	mg/l	432	1000	7

Remarks/Recommendations



For Ensys India
Environmental Laboratory

A.P. →

Co Seal

Chemist

Authorised Signatory


Note: 1. Samples not drawn by us, unless otherwise stated.
2. The results are true reproduction of tested samples at NABL accredited Laboratory.
3. Perishable samples will be destroyed after testing, others after one month from the date of issue of Test Certificates.
4. Desirable Limits for Treated Effluent

CELEBRATING
25
years
1996-2020

ensys
www.ensysindia.com

Ensys Technologies (I) Pvt. Ltd Ken Biolinks Pvt. Ltd.
Medisys Inc. Environmental Solutions Inc.

41, Seventh Avenue, Ashok Nagar, Chennai - 600 083
Tel: 044 - 23711259 / 23711297 | Fax: 044 - 24897752 | Email: ensys@ensysindia.com
AN ISO 9001:2015, ISO 14001:2015, ISO 45001:2018 CERTIFIED COMPANY




MONITORING / ANALYSIS REPORT

Our Ref:	ENLB/CH/S33944/2122	Report Date:	03.02.2022
Issued To:	M/s. Momentive Performance Materials (India) Pvt Ltd, B-3, SIPCOT Industrial Park, Oragadam, Kancheepuram District	Your Ref :	
Sample Particulars:	Stack Emission Analysis	Sampling Date:	28.01.2022

S. No	Parameters	Units	DG Set 1 -Stack (700 kVA)	DG Set 2 -Stack (700 kVA)
1	Sampling Period	Timings	11.25 hrs - 12.05 hrs	10.55 hrs - 11.25 hrs
2	Stack Temperature	°C	132	173
3	Diameter of the stack	m	0.3	0.3
4	Stack Height	m	15	15
5	Stack Velocity	m/s	19.6	22.8
6	Discharge Flow rate	Nm ³ /Hr	5269	5489
7	Suspended ParticulateMatter(SPM)	mg/Nm ³	24.7	24.7
8	Oxides of Sulphur(SO ₂)	mg/Nm ³	BDL (DL-3.0)	BDL (DL-3.0)
9	Oxides of Nitrogen(NO ₂)	mg/Nm ³	51	54
10	Carbon Monoxide(CO)	ppm	BDL (DL-0.2)	BDL (DL-0.2)

Remarks/Recommendations:

For Ensys India
Environmental Laboratory



Co Seal

A.P. →
Chemist

[Signature]
Authorised Signatory


- Note:
1. Sample(s) not drawn by us, unless otherwise stated.
 2. The results are true reproduction of tested samples at NABL accredited Laboratory.
 3. Perishable samples will be destroyed after testing, others after one month from the date of issue of Test Certificates.

CELEBRATING
25
years
1996 - 2021

ensys
www.ensysindia.com

Ensys Technologies (I) Pvt. Ltd Ken Biolinks Pvt. Ltd,
Medisys Inc. Environmental Solutions Inc.

41 Seventh Avenue, Ashok Nagar, Chennai - 600 083
Tel: 044 23711259 / 23711297 | Fax: 044 24897752 | Email: ensys@ensysindia.com
AN ISO 9001:2015, ISO 14001:2015, ISO 45001:2018 CERTIFIED COMPANY



MONITORING / ANALYSIS REPORT

Our Ref:	ENLB/P1016/7725/2122	Report Date:	03.02.2022
Issued To:	M/s. Momentive Performance Materials (India) Pvt Ltd, B-3, SIPCOT Industrial Park, Oragadam, Kancheepuram District	Your Ref:	
Sample Particulars:	STACK EMISSION ANALYSIS	Sampling Date:	28.01.2022

S. No	Parameters(s)	Unit	Inference	
			Boiler -1,5 tons-2 Nos. (common Stack scrubber)	Stack attached to Thermic Fluid Heaters2 Nos / 6 LKcal each (Common Stack)
1	Stack connected to	-	HSD	HSD
2	Type of Fuel used	-	HSD	HSD
3	Sampling period	Hrs	10.25 hrs - 10.55 hrs	10.30 hrs - 11.00 hrs
4	Stack Temperature	°C	117	127
5	Stack Diameter at Porthole	m	0.56	0.5
6	Stack Height	m	30	13
7	Stack Velocity	m/sec	3.2	7
8	Stack Discharge	Nm ³ /Hr	1965	2596
9	Suspended Particulate Matter (SPM)	mg/Nm ³	31.8	16.8
10	Oxides of Sulphur (as SO ₂)	mg/Nm ³	23.4	20.3
11	Oxides of Nitrogen (as NO ₂)	mg/Nm ³	35.8	17.1
12	Carbon Monoxide (as CO)	ppm	BDL (DL-0.2)	BDL (DL-0.2)

Remarks/Recommendations:

For Ensys India
Environmental Laboratory



Co Seal


A.P. →
Chemist

Authorised Signatory

Note: 1. Sample(s) not drawn by us, unless otherwise stated.
2. The results are true reproduction of tested samples at NABL accredited Laboratory.
3. Perishable samples will be destroyed after testing, others after one month from the date of issue of Test Certificates.

CELEBRATING
25
years
1996-2021

ensys
www.ensysindia.com



Ensys Technologies (I) Pvt. Ltd Ken Biolinks Pvt. Ltd.
Medisys Inc. Environmental Solutions Inc.

41, Seventh Avenue, Ashok Nagar, Chennai - 600 083.
Tel: 044 - 23711253 / 23711297 | Fax: 044 - 24897752 | Email: ensys@ensysindia.com
AN ISO 9001:2015, ISO 14001:2015, ISO 45001:2018 CERTIFIED COMPANY

MONITORING / ANALYSIS REPORT

Our Ref:	ENLB/P1015/S7626/2122	Report Date:	03.02.2022
Issued To:	M/s. Momentive Performance Materials (India) Pvt Ltd, B-3, SIPCOT Industrial Park, Oragadam, Kancheepuram District	Your Ref:	
Sample Particulars:	STACK EMISSION ANALYSIS	Sampling Date:	28.01.2022

S. No	Parameters(s)	Unit	Inference	
	Weather Condition: Clear			
1	Stack connected to	-	Scrubber Outlet 1 [Kneader Stack- Scrubber]	Scrubber Outlet 2 [OFF gas from Elastomer & Specialty Plants]
2	Sampling period	hrs	11.10 hrs to 12.40 hrs	12.50 hrs to 01.20 hrs
3	Stack - Gas Temperature	°C	78	85
4	Stack Diameter at porthole	m	0.35	0.35
5	Stack height	m	13	13
6	Stack - Gas Velocity	m/sec	4.9	5.7
7	Stack - Gas discharge	Nm ³ /hr	518.3	523.8
8	Suspended Particulate Matter(SPM)	mg/Nm ³	21.9	19.4
9	Oxides of Sulphur (as SO ₂)	mg/Nm ³	BDL (DL - 3.0)	BDL (DL - 3.0)
10	Oxides of Nitrogen (as NO ₂)	mg/Nm ³	BDL	BDL
11	Acid Mist	mg/Nm ³	1.9	1.8

Remarks/Recommendations:



A.D. →
Chemist

For Ensys India
Environmental Laboratory

[Signature]
Authorised Signatory


Note: 1. Sample(s) not drawn by us, unless otherwise stated.
2. The results are true reproduction of tested samples at NABL accredited Laboratory.
3. Perishable samples will be destroyed after testing, others after one month from the date of issue of Test Certificates.

CELEBRATING
25
years
1996 - 2020

ensys
www.ensysindia.com

Ensys Technologies (I) Pvt. Ltd Ken Biolinks Pvt. Ltd.
Medisys Inc. Environmental Solutions Inc.

41, Seventh Avenue, Ashok Nagar, Chennai - 600 083
Tel: 044 - 23711259 / 23711297 | Fax: 044 - 24897752 | Email: ensys@ensysindia.com
AN ISO 9001:2015, ISO 14001:2015, ISO 45001:2018 CERTIFIED COMPANY



MONITORING / ANALYSIS REPORT

Our Ref :	ENLB/P1015/E7627/2122	Report Date:	03.02.2022
Issued To:	M/s. Momentive Performance Materials (India) Pvt Ltd, B-3, SIPCOT Industrial Park, Oragadam, Kancheepuram District	Your Ref:	
Sample Particulars:	STACK EMISSION ANALYSIS	Sampling Date:	28.01.2022

S. No	Parameters(s)	Unit	Inference
	Weather Condition: Clear		
1	Stack connected to	-	Spray Drier / Crystallizer connected to Mechanical Evaporator
2	Sampling period	hrs	10:25 hrs to 10:55 hrs
3	Stack - Gas Temperature	°C	123
4	Stack Diameter	m	0.15
5	Stack Height	m	10
6	Stack - Gas Velocity	m/sec	3.7
7	Stack - Gas discharge	Nm ³ /hr	184.1
8	Suspended Particulate Matter (SPM)	mg/Nm ³	15.7
9	Oxides of Sulphur (as SO ₂)	mg/Nm ³	9.1
10	Oxides of Nitrogen (as NO ₂)	mg/Nm ³	15.9

Remarks/Recommendations:



Co Seal

A.P. →
Chemist

For Ensys-India
Environmental Laboratory

Authorized Signatory

Note : 1. Sample(s) not drawn by us, unless otherwise stated.
2. The results are true reproduction of tested samples at NABL accredited Laboratory..
3. Perishable samples will be destroyed after testing, others after one month from the date of issue of Test Certificates.


CELEBRATING

25
years
1996-2020

ensys
www.ensysindia.com

Ensys Technologies (I) Pvt. Ltd Ken Biolinks Pvt. Ltd.
Medisys Inc. Environmental Solutions Inc.

41, Seventh Avenue, Ashok Nagar, Chennai - 600 093
Tel 044 23711259 / 23711297 | Fax 044 24897752 | Email ensys@ensysindia.com
AN ISO 9001:2015, ISO 14001:2015, ISO 45001:2018 CERTIFIED COMPANY



MONITORING / ANALYSIS REPORT

Our Ref:	ENLB/CH/A33997/2122	Report Date:	03.02.2022
Issued To:	M/s. Momentive Performance Materials (India) Pvt Ltd, B-3, SIPCOT Industrial Park, Oragadam, Kancheepuram District	Your Ref:	
Sample Particulars:	AMBIENT AIR QUALITY	Sampling Date:	28.01.2022

S. No	Parameters(s)	Unit	Desirable limit	Ambient Locations & Sampling Period		
				Near Admin Office (10.40. Hrs. To 18.40 Hrs.)	Near Ware House (10.35 Hrs. To 18.35 Hrs.)	Near Hazardous Storage Shed (10.55 Hrs. To 18.55 Hrs.)
1	Particulate Matter (PM ₁₀)	µg/m ³	100	37.9	49.8	45.1
2	Particulate Matter (PM _{2.5})	µg/m ³	60	47.3	37.5	36.8
3	Sulphur Dioxide (SO ₂)	µg/m ³	80	8.1	9.3	7.5
4	Oxides of Nitrogen (NO ₂)	µg/m ³	80	12.6	27.4	33.9
5	Ozone (O ₃)	µg/m ³	180	21.8	27.1	26.7
6	Lead (Pb)	µg/m ³	1	BDL (DL -0.1)	BDL (DL -0.1)	BDL (DL -0.1)
7	Carbon Monoxide (CO)	mg/m ³	4	BDL (DL -1.15)	BDL (DL -1.15)	BDL (DL -1.15)
8	Ammonia (NH ₃)	µg/m ³	400	21.7	18.9	31.6
9	Benzene (C ₆ H ₆)	µg/m ³	05*	BDL (DL -1.0)	BDL (DL -1.0)	BDL (DL -1.0)
10	Benzo(a)Pyrene	ng/m ³	01*	BDL (DL -0.5)	BDL (DL -0.5)	BDL (DL -0.5)
11	Arsenic (As)	ng/m ³	06*	BDL (DL -1.0)	BDL (DL -1.0)	BDL (DL -1.0)
12	Nickel (Ni)	ng/m ³	20*	BDL (DL -5.0)	BDL (DL -5.0)	BDL (DL -5.0)

*[S.O. 384(E), as notified on 18, November, 2009] ;[EPA Notification: GSR 176 (E), April 02, 1996]
BDL - Below Detectable Limit; DL - Detection Limit

Remarks/Recommendations



Co Seal

A.P →
Chemist

For Ensys India
Environmental Laboratory

[Signature]
Authorised Signatory


- Note:
1. Sample(s) not drawn by us, unless otherwise stated.
 2. The results are true reproduction of tested sampler at NABL accredited Laboratory.
 3. Perishable samples will be destroyed after testing, others after one month from the date of issue of Test Certificates.

CELEBRATING
25
years
1996 - 2020

ensys
www.ensysindia.com

Ensys Technologies (I) Pvt. Ltd Ken Biolinks Pvt. Ltd.
Medisys Inc. Environmental Solutions Inc.

41, Seventh Avenue, Ashok Nagar, Chennai - 600 083
Tel. 044 - 23711259 / 23711297 | Fax 044 - 24897752 | Email ensys@ensysindia.com
AN ISO 9001:2015, ISO 14001:2015, ISO 45001:2018 CERTIFIED COMPANY



MONITORING / ANALYSIS REPORT

Our Ref:	ENLB/CH/A33998/2122	Report Date:	03.02.2022
Issued To:	M/s. Momentive Performance Materials (India) Pvt Ltd, B-3, SIPCOT Industrial Park, Oragadam, Kancheepuram District	Your Ref:	
Sample Particulars:	AMBIENT AIR QUALITY	Sampling Date:	28.01.2022

S. No	Parameters(s)	Unit	Desirable limit	Ambient Locations & Sampling Period		
				Near ETP (09.20 Hrs. To 17.20 Hrs.)	Near Fire Hydrant Pump House (09.25 Hrs. To 17.25 Hrs.)	Near Diesel Tank Area (09.30 Hrs. To 17.30 Hrs.)
1	Particulate Matter (PM ₁₀)	µg/m ³	100	60.5	48.7	50.4
2	Particulate Matter (PM _{2.5})	µg/m ³	60	35.9	39.1	33.6
3	Sulphur Dioxide (SO ₂)	µg/m ³	80	9.3	10.7	8.1
4	Oxides of Nitrogen (NO ₂)	µg/m ³	80	30.8	33.4	35.8
5	Ozone (O ₃)	µg/m ³	180	31.4	24.8	27.3
6	Lead (Pb)	µg/m ³	1	BDL (DL - 0.1)	BDL (DL - 0.1)	BDL (DL - 0.1)
7	Carbon Monoxide (CO)	mg/m ³	4	BDL (DL - 1.15)	BDL (DL - 1.15)	BDL (DL - 1.15)
8	Ammonia (NH ₃)	µg/m ³	400	30.6	29.5	26.7
9	Benzene (C ₆ H ₆)	µg/m ³	05*	BDL (DL - 1.0)	BDL (DL - 1.0)	BDL (DL - 1.0)
10	Benzo(a)Pyrene	ng/m ³	01*	BDL (DL - 0.5)	BDL (DL - 0.5)	BDL (DL - 0.5)
11	Arsenic (As)	ng/m ³	06*	BDL (DL - 1.0)	BDL (DL - 1.0)	BDL (DL - 1.0)
12	Nickel (Ni)	ng/m ³	20*	BDL (DL - 5.0)	BDL (DL - 5.0)	BDL (DL - 5.0)

*[S.O. 384(E), as notified on 18, November, 2009]:[EPA Notification: GSR 176 (E), April 02, 1996]
BDL - Below Detectable Limit; DL - Detection Limit

Remarks/Recommendations



Co Seal

A-D →
Chemist

For Ensys India
Environmental Laboratory

Authorised Signatory

- Note:
1. Sample(s) not drawn by us, unless otherwise stated.
 2. The results are true reproduction of tested sampler at NABL accredited Laboratory.
 3. Perishable samples will be destroyed after testing, others after one month from the date of issue of Test Certificates.

CELEBRATING
25
years
1996 2020

ensys
www.ensysindia.com

Ensys Technologies (I) Pvt. Ltd Ken Biolinks Pvt. Ltd.
Medisys Inc. Environmental Solutions Inc.

41, Seventh Avenue, Ashok Nagar, Chennai - 600 083
Tel: 044 - 23711259 / 23711297 | Fax: 044 - 24897752 | Email: ensys@ensysindia.com
AN ISO 9001:2015, ISO 14001:2015, ISO 45001:2018 CERTIFIED COMPANY




MONITORING / ANALYSIS REPORT

Our Ref:	ENLB/CH/N33945/2122	Report Date:	03.02.2022
Issued To:	M/s. Momentive Performance Materials (India) Pvt Ltd, B-3, SIPCOT Industrial Park, Oragadam, Kancheepuram District	Your Ref:	
Sample Particulars:	NOISE LEVEL	Sampling Date:	28.01.2022

S. No	Location	Day time dB (A)		Night time dB (A)	
		In Monitoring area	Limits*	In Monitoring area	Limits*
1	Near Admin Office	32.9	75.0	24.3	70.0
2	Near Boundary Wall of Weigh Bridge	34.8		26.7	
3	Near Boundary Wall of Ware House	40.5		22.9	
4	Near Boundary Wall of HWS Shed	34.7		30.5	
5	Near Boundary Wall of ETP area	42.3		25.8	
6	Near Boundary Wall of HTF Area	35.6		27.4	
7	Near Boundary Wall of Fire Hydrant Pump	30.7		26.1	
8	Near Boundary Wall of Diesel Tank	31.2		28.2	

* The Noise Pollution (Regulation and Control) Rules 2000 in the Gazette of India, vide S.O. 123(E), dated 14.2.2000 - SCHEDULE (see rule 3(1) and 4(1)) Ambient Air Quality Standards in respect of Noise

Remarks/Recommendations:



Co Seal

A.P. →

Chemist

For Ensys India
Environmental Laboratory

Authorized Signatory

Note: 1. Sample(s) not drawn by us, unless otherwise stated.
2. The results are true reproduction of tested samples at NABL accredited Laboratory.
3. Perishable samples will be destroyed after testing, others after one month from the date of issue of Test Certificates.

Momentive Performance Materials (India) Pvt. Ltd.

Form - I

(See Rule 4)

Return Regarding Water Consumed During the Month of January- 2022 in KL

Name & address of the consumer	Purpose for which water consumed	Reading of the beginning of first day of calendar month under report	Reading of the end of last day of calendar month under report	Qty of water consumed in Kilo liters	If the meter was out of order the monthly average Consumption of water for previous months of working period	Qty of water Qualifying for rebate according to assessee	Remarks
1	2	3	4	5	6	7	8
	1.Industrial cooling spraying in mine pits or boiler feed: i)From municipal water supply mains ii) From well/Tube well iii)From canal iv) From river v)from any other source			161.380			Boiler & Cooling Tower feed water
	2.Domestic purposes i)From municipal water supply mains ii)From well/Tube well iii)From canal iv) From river v)from any other source			329.060			Total Quantity used for canteen, toilet and gardening
	3.Processing where by water get polluted & the pollutants are easily bio-degradable i)From municipal water supply mains ii)From well/Tube well iii)From canal iv) From river v)from any other source			53.010			Water from cooling tower blowdown, OGS blowdown & Boiler blowdown
	4.Processing where by water gets polluted & the pollutants are not easily bio-gradable and are toxic : i)From municipal water supply mains ii)From well/Tube well iii)From canal iv) From river v)from any other source			86.090			Effluent treated, is fed to R.O Plant and R.O reject is evaporated through mechanical evaporator & spray drier, RO Permeate is reused to process

(1)For claiming rebate under col.7 the assessee shall indicate in this column the analytical and other reports annexed to this return in support of this claim.

Note: Water Receipt Details As Follows In KL

Sources Of Water	Opening Reading	Closing Reading	Received	Total KL
Sipcot	3576	3576		
Private		200	371.99	
Private - DM Water		171.99		576.53
Other Sources		Water taken from Pond	204.54	

MOMENTIVE™

Momentive Performance Materials (India) Pvt. Ltd.

B-3, SIPCOT Industrial Growth Centre, Oragadam
Sriperumbudur Taluk, Kancheepuram Dist
Tamil Nadu - 602 105 INDIA
Tele : 044-71212100
Fax : 044-71212206
CIN : U24299KA1995PTC019244
www.momentive.com

Date: 09.03.2022

To,

The District Environmental Engineer

O/o. District Environment Engineer

Plot No. CP-5B, SIPCOT Industrial Growth Center

Oragadam, Sriperumpudur

Kanchipuram District – 602 102

Dear Sir,

Sub: Submission of Monthly returns – February '2022


Ref : Our Consent Order No. 2008231074955 Dt. 11/09/2020

In line with the condition stipulated by the TNPCB in the consent orders, we are herewith submitting the Stack & AAQ reports, Noise monitoring reports, Treated water Analysis report and Form-1 for your reference.

We request you to kindly acknowledge the same.

Yours truly

For Momentive Performance Materials India Pvt. Ltd


Rajakumaran.V
EHS Leader - Chennai

Enclosures:


1. ROA of Treated Sewage & Trade Effluent through TNPCB Board Lab
2. Stack & AAQ Reports
3. Noise Monitoring Reports
4. Water Consumption (Form -1) -as per Cess Rules

CC: The Member Secretary, TNPCB.



CELEBRATING
25
years
1996 - 2020

ensys
www.ensysindia.com



Ensys Technologies (I) Pvt. Ltd Ken Biolinks Pvt. Ltd.
Medisys Inc. Environmental Solutions Inc.


41, Seventh Avenue, Ashok Nagar, Chennai - 600 083.
Tel: 044 - 23711259 / 23711297 | Fax: 044 - 24897752 | Email : ensys@ensysindia.com
AN ISO 9001:2015, ISO 14001:2015, ISO 45001:2018 CERTIFIED COMPANY

MONITORING / ANALYSIS REPORT

Our Ref:	ENLB/P6145/W96146/2122	Report Date:	05.03.2022
Issued To:	M/s. Momentive Performance Materials (India) Pvt Ltd, B-3, SIPCOT Industrial Park, Oragadam, Kancheepuram District	Your Ref:	
Sample Particulars:	Raw Sewage & Treated Sewage across STP Filters	Sampling Date:	28.02.2022

S.No	Parameters	Unit	Raw Sewage	Desirable Limits	Treated Sewage
1	pH @ 25°C	-	7.3	5.5 - 9.0	7.4
2	BOD ₃ @ 27 °C	mg/l	354	20	8
3	Total Suspended Solids	mg/l	268	30	7

Remarks/Recommendations



Co Seal

A.D. →

Chemist

For Ensys India
Environmental Laboratory

Authorised Signatory

Note: 1. Sample(s) not drawn by us, unless otherwise stated.
2. The results are true reproduction of tested samples at NABL accredited Laboratory.
3. Perishable samples will be destroyed after testing, others after one month from the date of issue of Test Certificates.



TAMIL NADU POLLUTION CONTROL BOARD
 ADVANCED ENVIRONMENTAL LABORATORY
 No. 76, MOUNT SALAI, GUINDY,
 CHENNAI - 32.
 TEST REPORT



DHSAS 18001/2017

ULR - TC88732000000920F

ROA No. May-130, May-131/2020 - 2021/ Dated: 29.06.2020

Name and Address of the sender	The District Environmental Engineer, Tamil Nadu Pollution Control Board, Sriperumbudur		
Nature and number of samples	2 numbers of Effluent Samples	Sample quantity 2.5 L	Sealed and fastened in 2.5 L polythene container
Date and time of sample collection	26.05.2020, 01.55 PM to 02.00 PM	Date the time of sample receipt at the lab	28.05.2020, 10.15 AM
Point of Collection	1	Treated - Outlet of ETP	
	2	Treated - Outlet of STP	
Analysis Starting date	29.05.2020	Analysis Completion date	29.06.2020

Sl. No.	DEE Code No.	Unit	GM-1105	GM-1206	Test Method
	Lab Code No.		May-130	May-131	
Parameters					
1	pH @ 25°C	Number	8.27	7.43	APHA 23rd Edn 2017, 4500 H+ B
2	Total Suspended solids @ 105°C	mg/L	10	24	APHA 23rd Edn 2017, 2540 D
3	Total Dissolved Solids @ 180°C	mg/L	258	—	APHA 23rd Edn 2017, 2540-C
4	Chloride as Cl	mg/L	40	—	APHA 23rd Edn 2017, 4500-Cl B
5	Sulphate as SO ₄	mg/L	8	—	APHA 23rd Edn 2017 4500-SO ₄ - E
	Oil & Grease	mg/L	<2	—	APHA 23rd Edn 2017, 5520 - B
7	BOD (3 days @ 27°C)	mg/L	4	13	IS 3025 - 1993, Reaff: 2009
8	COD	mg/L	16	—	IS 3025 (Part - 58), Reaff 2006
9	Total Nitrogen	mg/L	—	<2	—
10	Ammoniacal Nitrogen	mg/L	—	<2	APHA 23rd Edn 2017, 4500 - NH ₃
11	Faecal Collform	MPN/ 100ml	—	XX	APHA 23rd Edn 2017,-9221 B,E

Note: < BDL indicates Less than minimum detectable limit.

XX - Sample not received


Authorized Signatory
 [AD (L), Dy.CSO]

[Sankara Subramanian, B. Helen Mary]

3
29.06.2020

CELEBRATING
25
years
1996 - 2020

ensys
www.ensysindia.com



Ensys Technologies [I] Pvt. Ltd Ken Biolinks Pvt. Ltd.
Medisys Inc. Environmental Solutions Inc.

41, Seventh Avenue, Ashok Nagar, Chennai - 600 083.
Tel: 044 - 23711259 / 23711297 | Fax: 044 - 24897752 | Email : ensys@ensysindia.com
AN ISO 9001:2015, ISO 14001:2015, ISO 45001:2018 CERTIFIED COMPANY

MONITORING / ANALYSIS REPORT

Our Ref:

ENLB/P6145/E96144/2122

Report Date:

05.03.2022

Issued To:

M/s. Momentive Performance Materials (India) Pvt Ltd,
B-3, SIPCOT Industrial Park, Oragadam,
Kancheepuram District

Your Ref:

Sample Particulars:

RAW EFFLUENT & ETP RO PERMEATE

Sampling Date:

28.02.2022

S.No	Parameters	Unit	Raw Effluent	Desirable Limits	ETP RO Permeate
1	pH @ 25 °C	-	7.2	5.5 - 9.0	7.1
2	BOD ₃ @ 27 °C	mg/l	2784	30	8
3	COD	mg/l	9845	250	13
4	Total Suspended Solids	mg/l	532	100	16
5	Total Dissolved Solids	mg/l	1847	2100	142
6	Oil and Grease	mg/l	19	10	BDL
7	Chloride as Cl	mg/l	447	1000	51
8	Sulphate as SO ₄	mg/l	428	1000	8

Remarks/Recommendations

For Ensys India
Environmental Laboratory



Co Seal


A.P. →
Chemist

Authorized Signatory

- Note:
1. Sample(s) not drawn by us, unless otherwise stated.
 2. The results are true reproduction of tested samples at NABL accredited Laboratory.
 3. Perishable samples will be destroyed after testing, others after one month from the date of issue of Test Certificates.
 4. Desirable Limits for Treated Effluent

CELEBRATING
25
years
(1996 - 2021)

ensys
www.ensysindia.com



Ensys Technologies [I] Pvt. Ltd Ken Biolinks Pvt. Ltd.
Medisys Inc. Environmental Solutions Inc.

41, Seventh Avenue, Ashok Nagar, Chennai - 600 083.
Tel: 044 - 23711259 / 23711297 | Fax: 044 - 24897752 | Email: ensys@ensysindia.com
AN ISO 9001:2015, ISO 14001:2015, ISO 45001:2018 CERTIFIED COMPANY

MONITORING / ANALYSIS REPORT

Our Ref:

ENLB/CH/S33945/2122

Report Date:

05.03.2022

Issued To:

M/s. Momentive Performance Materials (India) Pvt Ltd,
B-3, SIPCOT Industrial Park,
Oragadam, Kancheepuram District

Your Ref :

Sample Particulars:

Stack Emission Analysis

Sampling Date:

28.02.2022

S. No	Parameters	Units	DG Set 1 -Stack (700 kVA)	DG Set 2 -Stack (700 kVA)
1	Sampling Period	Timings	11.30 hrs - 12.00 hrs	10.45 hrs - 11.15 hrs
2	Stack Temperature	°C	148	185
3	Diameter of the stack	m	0.3	0.3
4	Stack Height	m	15	15
5	Stack Velocity	m/s	17.5	25.7
6	Discharge Flow rate	Nm ³ /Hr	4865	4972
7	Suspended ParticulateMatter(SPM)	mg/Nm ³	22.6	21.4
8	Oxides of Sulphur(SO ₂)	mg/Nm ³	BDL (DL-3.0)	BDL (DL-3.0)
9	Oxides of Nitrogen(NO ₂)	mg/Nm ³	51	49
10	Carbon Monoxide(CO)	ppm	BDL (DL-0.2)	BDL (DL-0.2)

Remarks/Recommendations:



Co Seal

A.D →
Chemist

For Ensys India
Environmental Laboratory

Authorised Signatory


- Note: 1. Sample(s) not drawn by us, unless otherwise stated.
2. The results are true reproduction of tested samples at NABL accredited Laboratory.
3. Perishable samples will be destroyed after testing, others after one month from the date of issue of Test Certificates.

CELEBRATING
25
years
1996 - 2020

ensys
www.ensysindia.com

Ensys Technologies [I] Pvt. Ltd Ken Biolinks Pvt. Ltd.
Medisys Inc. Environmental Solutions Inc.

41, Seventh Avenue, Ashok Nagar, Chennai - 600 083.
Tel: 044 - 23711259 / 23711297 | Fax: 044 - 24897752 | Email: ensys@ensysindia.com
AN ISO 9001:2015, ISO 14001:2015, ISO 45001:2018 CERTIFIED COMPANY



MONITORING / ANALYSIS REPORT

Our Ref:

ENLB/P1016/7726/2122

Report Date:

05.03.2022

Issued To:

M/s. Momentive Performance Materials (India) Pvt Ltd,
B-3, SIPCOT Industrial Park,
Oragadam, Kancheepuram District

Your Ref:

Sample Particulars:

STACK EMISSION ANALYSIS

Sampling Date:

28.02.2022

S. No	Parameters(s)	Unit	Inference	
1	Stack connected to	-	Boiler -1.5 tons-2 Nos. (common Stack scrubber)	Stack attached to Thermic Fluid Heaters2 Nos / 6 LKcal each (Common Stack)
2	Type of Fuel used	-	HSD	HSD
3	Sampling period	Hrs	10.15 hrs - 10.45 hrs	10.40 hrs - 11.10 hrs
4	Stack Temperature	°C	117	132
5	Stack Diameter at Porthole	m	0.56	0.5
6	Stack Height	m	30	13
7	Stack Velocity	m/sec	3.7	9
8	Stack Discharge	Nm ³ /Hr	2087	2684
9	Suspended Particulate Matter (SPM)	mg/Nm ³	36.3	17.3
10	Oxides of Sulphur (as SO ₂)	mg/Nm ³	28.5	22.5
11	Oxides of Nitrogen (as NO ₂)	mg/Nm ³	39.3	19.8
12	Carbon Monoxide (as CO)	ppm	BDL (DL-0.2)	BDL (DL-0.2)

Remarks/Recommendations:



Co Seal

A.P. →
Chemist


For Ensys India
Environmental Laboratory

Authorized Signatory

Note : 1. Sample(s) not drawn by us, unless otherwise stated.
2. The results are true reproduction of tested samples at NABL accredited Laboratory.
2. Perishable samples will be destroyed after testing, others after one month from the date of issue of Test Certificates.

CELEBRATING
25
years
1996 - 2020

ensys
www.ensysindia.com



Ensys Technologies [I] Pvt. Ltd Ken Biolinks Pvt. Ltd.
Medisys Inc. Environmental Solutions Inc.

41, Seventh Avenue, Ashok Nagar, Chennai - 600 083.
Tel. 044 - 23711259 / 23711297 | Fax: 044 - 24897752 | Email: ensys@ensysindia.com
AN ISO 9001:2015, ISO 14001:2015, ISO 45001:2018 CERTIFIED COMPANY




MONITORING / ANALYSIS REPORT

<div style="border: 1px solid black; padding: 2px; display: inline-block;">ENLB/P1015/S7627/2122</div>	Report Date: <div style="border: 1px solid black; padding: 2px; display: inline-block;">05.03.2022</div>
Our Ref:	Your Ref: <div style="border: 1px solid black; width: 100px; height: 20px; display: inline-block;"></div>
Issued To: <div style="border: 1px solid black; padding: 2px; display: inline-block;">M/s. Momentive Performance Materials (India) Pvt Ltd, B-3, SIPCOT Industrial Park, Oragadam, Kancheepuram District</div>	Sampling Date: <div style="border: 1px solid black; padding: 2px; display: inline-block;">28.02.2022</div>
Sample Particulars: <div style="border: 1px solid black; padding: 2px; display: inline-block;">STACK EMISSION ANALYSIS</div>	

S. No	Parameters(s)	Unit	Inference	
	Weather Condition: Clear			
1	Stack connected to	-	Scrubber Outlet 1 [Kneader Stack-Scrubber]	Scrubber Outlet 2 [OFF gas from Elastomer & Specialty Plants]
2	Sampling period	hrs	11.15 hrs to 11.45 hrs	11.20 hrs to 11.50 hrs
3	Stack - Gas Temperature	°C	74	81
4	Stack Diameter at porthole	m	0.35	0.35
5	Stack height	m	13	13
6	Stack - Gas Velocity	m/sec	4.5	6.7
7	Stack - Gas discharge	Nm3/hr	487.3	501.3
8	Suspended Particulate Matter(SPM)	mg/Nm3	20.7	18.4
9	Oxides of Sulphur (as SO ₂)	mg/Nm3	BDL (DL - 3.0)	BDL (DL - 3.0)
10	Oxides of Nitrogen (as NO ₂)	mg/Nm3	BDL	BDL
11	Acid Mist	mg/Nm3	1.7	1.6

Remarks/Recommendations:



A.P. →
Chemist

For Ensys India
Environmental Laboratory

Authorised Signatory


Note : 1. Sample(s) not drawn by us, unless otherwise stated.
2. The results are true reproduction of tested samples at NABL accredited Laboratory.
3. Perishable samples will be destroyed after testing, others after one month from the date of issue of Test Certificates.

CELEBRATING
25
years
1996 - 2020

ensys
www.ensysindia.com

Ensys Technologies [I] Pvt. Ltd Ken Biolinks Pvt. Ltd.
Medisys Inc. Environmental Solutions Inc.

41, Seventh Avenue, Ashok Nagar, Chennai - 600 083.
Tel. 044 - 23711259 / 23711297 | Fax: 044 - 24897752 | Email : ensys@ensysindia.com
AN ISO 9001:2015, ISO 14001:2015, ISO 45001:2018 CERTIFIED COMPANY




MONITORING / ANALYSIS REPORT

Our Ref :	ENLB/P1015/E7628/2122	Report Date:	05.03.2022
Issued To:	M/s. Momentive Performance Materials (India) Pvt Ltd, B-3, SIPCOT Industrial Park, Oragadam, Kancheepuram District	Your Ref:	
Sample Particulars:	STACK EMISSION ANALYSIS	Sampling Date:	28.02.2022

S. No	Parameters(s)	Unit	Inference
	Weather Condition: Clear		
1	Stack connected to	-	Spray Drier / Crystallizer connected to Mechanical Evaporator
2	Sampling period	hrs	10:30 hrs to 11.00 hrs
3	Stack - Gas Temperature	°C	128
4	Stack Diameter	m	0.15
5	Stack Height	m	10
6	Stack - Gas Velocity	m/sec	3.6
7	Stack - Gas discharge	Nm ³ /hr	174.5
8	Suspended Particulate Matter(SPM)	mg/Nm ³	12.4
9	Oxides of Sulphur (as SO ₂)	mg/Nm ³	8.7
10	Oxides of Nitrogen (as NO ₂)	mg/Nm ³	14.8

Remarks/Recommendations:



Co Seal

A.P. →
Chemist

For Ensys India
Environmental Laboratory

Authorized Signatory


Note : 1. Sample(s) not drawn by us, unless otherwise stated.
2. The results are true reproduction of tested samples at NABL accredited Laboratory..
3. Perishable samples will be destroyed after testing, others after one month from the date of issue of Test Certificates.

CELEBRATING
25
years
1996 - 2020

ensys
www.ensysindia.com

Ensys Technologies (I) Pvt. Ltd Ken Biolinks Pvt. Ltd.
Medisys Inc. Environmental Solutions Inc.

41, Seventh Avenue, Ashok Nagar, Chennai - 600 083
Tel: 044 - 23711259 / 23711297 | Fax: 044 - 24897752 | Email: ensys@ensysindia.com
AN ISO 9001:2015, ISO 14001:2015, ISO 45001:2018 CERTIFIED COMPANY



MONITORING / ANALYSIS REPORT

Our Ref:

ENLB/CH/A33999/2122

Report Date:

05.03.2022

Issued To:

M/s. Momentive Performance Materials (India) Pvt Ltd,
B-3, SIPCOT Industrial Park, Oragadam,
Kancheepuram District

Your Ref:

Sample Particulars:

AMBIENT AIR QUALITY

Sampling Date:

28.02.2022

S. No	Parameters(s)	Unit	Desirable limit	Ambient Locations & Sampling Period		
				Near Admin Office (09.40. Hrs. To 17.40 Hrs.)	Near Ware House (09.30 Hrs. To 17.33 Hrs.)	Near Hazardous Storage Shed (09.45 Hrs. To 17.45 Hrs.)
1	Particulate Matter (PM ₁₀)	µg/m ³	100	35.6	48.7	49.5
2	Particulate Matter (PM _{2.5})	µg/m ³	60	45.8	39.6	35.3
3	Sulphur Dioxide (SO ₂)	µg/m ³	80	9.4	10.3	8.4
4	Oxides of Nitrogen (NO ₂)	µg/m ³	80	13.8	29.8	35.1
5	Ozone (O ₃)	µg/m ³	180	22.7	25.1	24.8
6	Lead (Pb)	µg/m ³	1	BDL (DL -0.1)	BDL (DL -0.1)	BDL (DL -0.1)
7	Carbon Monoxide (CO)	mg/m ³	4	BDL (DL -1.15)	BDL (DL -1.15)	BDL (DL -1.15)
8	Ammonia (NH ₃)	µg/m ³	400	23.9	19.5	33.6
9	Benzene (C ₆ H ₆)	µg/m ³	05*	BDL (DL - 1.0)	BDL (DL - 1.0)	BDL (DL - 1.0)
10	Benzo(α)Pyrene	ng/m ³	01*	BDL (DL - 0.5)	BDL (DL - 0.5)	BDL (DL - 0.5)
11	Arsenic (As)	ng/m ³	06*	BDL (DL - 1.0)	BDL (DL - 1.0)	BDL (DL - 1.0)
12	Nickel (Ni)	ng/m ³	20*	BDL (DL - 5.0)	BDL (DL - 5.0)	BDL (DL - 5.0)

*[S.O. 384(E), as notified on 18, November, 2009] ;[EPA Notification: GSR 176 (E), April 02, 1996]
BDL - Below Detectable Limit; DL - Detection Limit

Remarks/Recommendations



Chemist


For Ensys India
Environmental Laboratory

Authorised Signatory

- Note:
1. Sample(s) not drawn by us, unless otherwise stated.
 2. The results are true reproduction of tested sampler at NABL accredited Laboratory.
 3. Perishable samples will be destroyed after testing, others after one month from the date of issue of Test Certificates.

CELEBRATING
25
years
1996 - 2020

ensys
www.ensysindia.com



Ensys Technologies [I] Pvt. Ltd Ken Biolinks Pvt. Ltd.
Medisys Inc. Environmental Solutions Inc.

41, Seventh Avenue, Ashok Nagar, Chennai - 600 083.
Tel: 044 - 23711259 / 23711297 | Fax: 044 - 24897752 | Email : ensys@ensysindia.com
AN ISO 9001:2015, ISO 14001:2015, ISO 45001:2018 CERTIFIED COMPANY



MONITORING / ANALYSIS REPORT

Our Ref:

ENLB/CH/A34000/2122

Report Date:

05.03.2022

Issued To:

M/s. Momentive Performance Materials (India) Pvt Ltd,
B-3, SIPCOT Industrial Park, Oragadam,
Kancheepuram District

Your Ref:

Sample Particulars:

AMBIENT AIR QUALITY


Sampling Date:

28.02.2022

S. No	Parameters(s)	Unit	Desirable limit	Ambient Locations & Sampling Period		
				Near ETP (10.30 Hrs. To 18.30 Hrs.)	Near Fire Hydrant Pump House (10.45 Hrs. To 18.45 Hrs.)	Near Diesel Tank Area (10.50 Hrs. To 19.50 Hrs.)
1	Particulate Matter (PM ₁₀)	µg/m ³	100	62.8	50.4	52.8
2	Particulate Matter (PM _{2.5})	µg/m ³	60	36.9	40.8	35.2
3	Sulphur Dioxide (SO ₂)	µg/m ³	80	10.5	8.3	7.1
4	Oxides of Nitrogen (NO ₂)	µg/m ³	80	32.1	35.6	37.4
5	Ozone (O ₃)	µg/m ³	180	32.7	26.8	29.3
6	Lead (Pb)	µg/m ³	1	BDL (DL - 0.1)	BDL (DL - 0.1)	BDL (DL - 0.1)
7	Carbon Monoxide (CO)	mg/m ³	4	BDL (DL - 1.15)	BDL (DL - 1.15)	BDL (DL - 1.15)
8	Ammonia (NH ₃)	µg/m ³	400	32.1	30.8	29.7
9	Benzene (C ₆ H ₆)	µg/m ³	05*	BDL (DL - 1.0)	BDL (DL - 1.0)	BDL (DL - 1.0)
10	Benzo(α)Pyrene	ng/m ³	01*	BDL (DL - 0.5)	BDL (DL - 0.5)	BDL (DL - 0.5)
11	Arsenic (As)	ng/m ³	06*	BDL (DL - 1.0)	BDL (DL - 1.0)	BDL (DL - 1.0)
12	Nickel (Ni)	ng/m ³	20*	BDL (DL - 5.0)	BDL (DL - 5.0)	BDL (DL - 5.0)

*[S.O. 384(E), as notified on 18, November, 2009] : [EPA Notification: GSR 176 (E), April 02, 1996]
BDL - Below Detectable Limit; DL - Detection Limit

Remarks/Recommendations



Co Seal

A.P →
Chemist

For Ensys India
Environmental Laboratory

Authorised Signatory


- Note: 1. Sample(s) not drawn by us, unless otherwise stated.
2. The results are true reproduction of tested sampler at NABL accredited Laboratory.
3. Perishable samples will be destroyed after testing, others after one month from the date of issue of Test Certificates.

CELEBRATING
25
years
1996 - 2020

ensys
www.ensysindia.com

Ensys Technologies [I] Pvt. Ltd Ken Biolinks Pvt. Ltd.
Medisys Inc. Environmental Solutions Inc.

41, Seventh Avenue, Ashok Nagar, Chennai - 600 083.
Tel: 044 - 23711259 / 23711297 | Fax: 044 - 24897752 | Email : ensys@ensysindia.com
AN ISO 9001:2015, ISO 14001:2015, ISO 45001:2018 CERTIFIED COMPANY



MONITORING / ANALYSIS REPORT

Our Ref:

ENLB/CH/N33946/2122

Report Date:

05.03.2022

Issued To:

M/s. Momentive Performance Materials (India) Pvt Ltd,
B-3, SIPCOT Industrial Park,
Oragadam, Kancheepuram District

Your Ref:

Sample Particulars:

NOISE LEVEL

Sampling Date:

28.02.2022

S. No	Location	Day time dB (A)		Night time dB (A)	
		In Monitoring area	Limits*	In Monitoring area	Limits*
1	Near Admin Office	41.3	75.0	27.3	70.0
2	Near Boundary Wall of Weigh Bridge	30.5		24.8	
3	Near Boundary Wall of Ware House	34.8		25.1	
4	Near Boundary Wall of HWS Shed	32.9		23.7	
5	Near Boundary Wall of ETP area	41.7		26.9	
6	Near Boundary Wall of HTF Area	36.3		24.3	
7	Near Boundary Wall of Fire Hydrant Pump	35.2		28.4	
8	Near Boundary Wall of Diesel Tank	33.8		22.6	

* The Noise Pollution (Regulation and Control) Rules 2000 in the Gazette of India, vide S.O. 123(E), dated 14.2.2000 - SCHEDULE (see rule 3(1) and 4(1)) Ambient Air Quality Standards in respect of Noise

Remarks/Recommendations:



Co Seal

A.D. →
Chemist

For Ensys India
Environmental Laboratory

Authorised Signatory

- Note:
1. Sample(s) not drawn by us, unless otherwise stated.
 2. The results are true reproduction of tested samples at NABL accredited Laboratory.
 3. Perishable samples will be destroyed after testing, others after one month from the date of issue of Test Certificates.

Momentive Performance Materials (India) Pvt. Ltd.

**Form - I
(See Rule 4)**

Return Regarding Water Consumed During the Month of February- 2022 in KL

Name & address of the consumer	Purpose for which water consumed	Reading of the beginning of first day of calendar month under report	Reading of the end of last day of calendar month under report	Qty of water consumed in Kilo liters	If the meter was out of order the monthly average Consumption of water for previous months of working period	Qty of water Qualifying for rebate according to assessee	Remarks
1	2	3	4	5	6	7	8
	1.Industrial cooling spraying in mine pits or boiler feed:						
	i)From municipal water supply mains			119.830			Boiler & Cooling Tower feed water
	ii) From well/Tube well						
	iii)From canal						
	iv) From river						
	v)from any other source						
	2.Domestic purposes						
	i)From municipal water supply mains			286.020			Total Quantity used for canteen, toilet and gardening
	ii)From well/Tube well						
	iii)From canal						
	iv) From river						
	v)from any other source						
	3.Processing where by water get polluted & the pollutants are easily bio-degradable						
	i)From municipal water supply mains			14.200			Water from cooling tower blowdown, OGS blowdown & Boiler blowdown
	ii)From well/Tube well						
	iii)From canal						
	iv) From river						
	v)from any other source						
	4.Processing where by water gets polluted & the pollutants are not easily bio-gradable and are toxic :						
	i)From municipal water supply mains			280.560			Effluent treated, is fed to R.O Plant and R.O reject is evaporated through mechanical evaporator & spray drier, RO Permeate is reused to process
	ii)From well/Tube well						
	iii)From canal						
	iv) From river						
	v)from any other source						

(1)For claiming rebate under col.7 the assessee shall indicate in this column the analytical and other reports annexed to this return in support of this claim.

Note: Water Receipt Details As Follows In KL

Sources Of Water	Opening Reading	Closing Reading	Received	Total KL
Sipcot	3576	3576		
Private		376	689.55	
Private - DM Water		313.55		686.41
Other Sources	Water stored in Pond		3.14	

Date: 05.04.2022

To,

The District Environmental Engineer

O/o. District Environment Engineer

Plot No. CP-5B, SIPCOT Industrial Growth Center

Oragadam, Sriperumpudur

Kanchipuram District – 602 102


Dear Sir,

Sub: Submission of Monthly returns – March '2022**Ref : Our Consent Order No. 2008231074955 Dt. 11/09/2020**


In line with the condition stipulated by the TNPCB in the consent orders, we are herewith submitting the Stack & AAQ reports, Noise monitoring reports, Treated water Analysis report and Form-1 for your reference.

We request you to kindly acknowledge the same.

Yours truly

For Momentive Performance Materials India Pvt. Ltd
Rajakumaran.V
EHS Leader - Chennai**Enclosures:**

1. ROA of Treated Sewage & Trade Effluent through TNPCB Board Lab
2. Stack & AAQ Reports
3. Noise Monitoring Reports
4. Water Consumption (Form -1) as per Cess Rules

CC: The Member Secretary, TNPCB.



TAMIL NADU POLLUTION CONTROL BOARD
 ADVANCED ENVIRONMENTAL LABORATORY
 No. 76, MOUNT SALAI, GUINDY,
 CHENNAI - 32.
TEST REPORT



DHSAS 10001:2017

ULR - TC68732000000920F

ROA No. May-130, May-131/2020 - 2021/ Dated: 29.06.2020

Name and Address of the sender	The District Environmental Engineer, Tamil Nadu Pollution Control Board, Sriperumbudur		
Nature and number of samples	2 numbers of Effluent Samples	Sample quantity 2.5 L	Sealed and fastened in 2.5 L polythene container
Date and time of sample collection	26.05.2020, 01.55 PM to 02.00 PM	Date the time of sample receipt at the lab	28.05.2020, 10.15 AM
Point of Collection	1	Treated - Outlet of ETP	
	2	Treated - Outlet of STP	
Analysis Starting date	29.05.2020	Analysis Completion date	29.06.2020

Sl. No.	DEE Code No.	Unit	GM-1105	GM-1205	Test Method
	Lab Code No.		May-130	May-131	
	Parameters				
1	pH @ 25°C	Number	8.27	7.43	APHA 23rd Edn 2017, 4500 H+ B
2	Total Suspended solids @ 105°C	mg/L	10	24	APHA 23rd Edn 2017, 2540 D
3	Total Dissolved Solids @ 180°C	mg/L	258	—	APHA 23rd Edn 2017, 2540-C
4	Chloride as Cl	mg/L	40	—	APHA 23rd Edn 2017, 4500-Cl B
5	Sulphate as SO ₄	mg/L	8	—	APHA 23rd Edn 2017 4500-SO ₄ - E
	Oil & Grease	mg/L	<2	—	APHA 23rd Edn 2017, 5520 - B
7	BOD (3 days @ 27°C)	mg/L	4	13	IS 3025 - 1993, Reaff: 2009
8	COD	mg/L	16	—	IS 3025 (Part - 58), Reaff 2006
9	Total Nitrogen	mg/L	—	<2	—
10	Ammoniacal Nitrogen	mg/L	—	<2	APHA 23rd Edn 2017, 4500 - NH3
11	Faecal Collform	MPN/ 100ml	—	XX	APHA 23rd Edn 2017,-9221 B,E

Note: < BDL indicates Less than minimum detectable limit.

XX - Sample not received

Authorized Signatory
 [AD (L), Dy.CSO]
 [Sankara Subramanian, B. Helen Mary]

3-7-2020

Momentive Performance Materials (India) Pvt. Ltd.

**Form - I
(See Rule 4)**

Return Regarding Water Consumed During the Month of March- 2022 in KL

Name & address of the consumer	Purpose for which water consumed	Reading of the beginning of first day of calendar month under report	Reading of the end of last day of calendar month under report	Qty of water consumed In Kilo liters	If the meter was out of order the monthly average Consumption of water for previous months of working period	Qty of water Qualifying for rebate according to assessee	Remarks
1	2	3	4	5	6	7	8
	1. Industrial cooling spraying in mine pits or boiler feed:			165.000			Boiler & Cooling Tower feed water
	i) From municipal water supply mains						
	ii) From well/Tube well						
	iii) From canal						
	iv) From river						
	v) from any other source						
	2. Domestic purposes			325.920			Total Quantity used for canteen, toilet and gardening
	i) From municipal water supply mains						
	ii) From well/Tube well						
	iii) From canal						
	iv) From river						
	v) from any other source						
	3. Processing where by water get polluted & the pollutants are easily bio-degradable			20.000			Water from cooling tower blowdown, OGS blowdown & Boiler blowdown
	i) From municipal water supply mains						
	ii) From well/Tube well						
	iii) From canal						
	iv) From river						
	v) from any other source						
	4. Processing where by water gets polluted & the pollutants are not easily bio-gradable and are toxic :			220.180			Effluent treated, is fed to R.O Plant and R.O reject is evaporated through mechanical evaporator & spray drier, RO Permeate is reused to process
	i) From municipal water supply mains						
	ii) From well/Tube well						
	iii) From canal						
	iv) From river						
	v) from any other source						


(1) For claiming rebate under col.7 the assessee shall indicate in this column the analytical and other reports annexed to this return in support of this claim.

Note: Water Receipt Details As Follows In KL

Sources Of Water	Opening Reading	Closing Reading	Received	Total KL
Sipcot	3576	3609		
Private		513.5	869.8	
Private - DM Water		323.3		711.43
Other Sources		Water stored in Pond	158.37	

CELEBRATING
25
years
1996 - 2020

ensys
www.ensysindia.com



Ensys Technologies (I) Pvt. Ltd Ken Biolinks Pvt. Ltd.
Medisys Inc. Environmental Solutions Inc.

41, Seven th Avenue, Ashok Nagar, Chennai - 600 083.
Tel: 044 - 23711259 / 23711297 | Fax: 044 - 24897752 | Email : ensys@ensysindia.com
AN ISO 9001:2015, ISO 14001:2015, ISO 45001:2018 CERTIFIED COMPANY

MONITORING / ANALYSIS REPORT

Our Ref:	<input type="text" value="ENLB/CH/A34001/2122"/>	Report Date:	<input type="text" value="05.04.2022"/>
Issued To:	<input type="text" value="M/s. Momentive Performance Materials (India) Pvt Ltd,
B-3, SIPCOT Industrial Park, Oragadam,
Kancheepuram District"/>	Your Ref:	<input type="text"/>
Sample Particulars:	<input type="text" value="AMBIENT AIR QUALITY"/>	Sampling Date:	<input type="text" value="29.03.2022"/>

S. No	Parameters(s)	Unit	Desirable limit	Ambient Locations & Sampling Period		
				Near Admin Office (09.40. Hrs. To 17.40 Hrs.)	Near Ware House (09.30 Hrs. To 17.33 Hrs.)	Near Hazardous Storage Shed (09.45 Hrs. To 17.45 Hrs.)
1	Particulate Matter (PM ₁₀)	µg/m ³	100	36.8	49.7	51.5
2	Particulate Matter (PM _{2.5})	µg/m ³	60	47.6	38.3	36.4
3	Sulphur Dioxide (SO ₂)	µg/m ³	80	11.3	9.5	10.7
4	Oxides of Nitrogen (NO ₂)	µg/m ³	80	15.9	31.8	33.8
5	Ozone (O ₃)	µg/m ³	180	24.5	27.9	29.1
6	Lead (Pb)	µg/m ³	1	BDL (DL -0.1)	BDL (DL -0.1)	BDL (DL - 0.1)
7	Carbon Monoxide (CO)	mg/m ³	4	BDL (DL- 1.15)	BDL (DL-1.15)	BDL (DL - 1.15)
8	Ammonia (NH ₃)	µg/m ³	400	26.2	21.8	33.3
9	Benzene (C ₆ H ₆)	µg/m ³	05*	BDL (DL - 1.0)	BDL (DL - 1.0)	BDL (DL - 1.0)
10	Benzo(α)Pyrene	ng/m ³	01*	BDL (DL - 0.5)	BDL (DL - 0.5)	BDL (DL - 0.5)
11	Arsenic (As)	ng/m ³	06*	BDL (DL - 1.0)	BDL (DL - 1.0)	BDL (DL - 1.0)
12	Nickel (Ni)	ng/m ³	20*	BDL (DL - 5.0)	BDL (DL - 5.0)	BDL (DL - 5.0)

*[S.O. 384(E), as notified on 18, November, 2009] ;[EPA Notification: GSR 176 (E), April 02, 1996]
BDL - Below Detectable Limit; DL - Detection Limit

Remarks/Recommendations



A.D →
Chemist


For Ensys India
Environmental Laboratory

Authorized Signatory

- Note:
1. Sample(s) not drawn by us, unless otherwise stated.
 2. The results are true reproduction of tested sampler at NABL accredited Laboratory.
 3. Perishable samples will be destroyed after testing, others after one month from the date of issue of Test Certificates.

CELEBRATING
25
years
1996 - 2020

ensys
www.ensysindia.com



Ensys Technologies [I] Pvt. Ltd Ken Biolinks Pvt. Ltd.
Medisys Inc. Environmental Solutions Inc.

41, Seventh Avenue, Ashok Nagar, Chennai - 600 083.
Tel. 044 - 23711259 / 23711297 | Fax: 044 - 24897752 | Email: ensys@ensysindia.com
AN ISO 9001:2015, ISO 14001:2015, ISO 45001:2018 CERTIFIED COMPANY


MONITORING / ANALYSIS REPORT

Our Ref:	ENLB/CH/A34002/2122	Report Date:	05.04.2022
Issued To:	M/s. Momentive Performance Materials (India) Pvt Ltd, B-3, SIPCOT Industrial Park, Oragadam, Kancheepuram District	Your Ref:	
Sample Particulars:	AMBIENT AIR QUALITY	Sampling Date:	29.03.2022

S. No	Parameters(s)	Unit	Desirable limit	Ambient Locations & Sampling Period		
				Near ETP (10.30 Hrs. To 18.30 Hrs.)	Near Fire Hydrant Pump House (10.45 Hrs. To 18.45 Hrs.)	Near Diesel Tank Area (10.50 Hrs. To 19.50 Hrs.)
1	Particulate Matter (PM ₁₀)	µg/m ³	100	60.4	48.5	53.7
2	Particulate Matter (PM _{2.5})	µg/m ³	60	37.6	41.3	37.4
3	Sulphur Dioxide (SO ₂)	µg/m ³	80	9.1	10.1	8.3
4	Oxides of Nitrogen (NO ₂)	µg/m ³	80	33.8	37.6	39.8
5	Ozone (O ₃)	µg/m ³	180	34.2	28.4	30.5
6	Lead (Pb)	µg/m ³	1	BDL (DL - 0.1)	BDL (DL - 0.1)	BDL (DL - 0.1)
7	Carbon Monoxide (CO)	mg/m ³	4	BDL (DL - 1.15)	BDL (DL - 1.15)	BDL (DL - 1.15)
8	Ammonia (NH ₃)	µg/m ³	400	34.7	31.9	30.5
9*	Benzene (C ₆ H ₆)	µg/m ³	05*	BDL (DL - 1.0)	BDL (DL - 1.0)	BDL (DL - 1.0)
10	Benzo(α)Pyrene	ng/m ³	01*	BDL (DL - 0.5)	BDL (DL - 0.5)	BDL (DL - 0.5)
11†	Arsenic (As)	ng/m ³	06*	BDL (DL - 1.0)	BDL (DL - 1.0)	BDL (DL - 1.0)
12	Nickel (Ni)	ng/m ³	20*	BDL (DL - 5.0)	BDL (DL - 5.0)	BDL (DL - 5.0)

*[S.O. 384(E), as notified on 18, November, 2009] : [EPA Notification: GSR 176 (E), April 02, 1996]
BDL - Below Detectable Limit; DL - Detection Limit

Remarks/Recommendations



A.D. →
Chemist


For Ensys India
Environmental Laboratory

→
Authorised Signatory

Note: 1. Sample(s) not drawn by us, unless otherwise stated.
2. The results are true reproduction of tested sampler at NABL accredited Laboratory.
3. Perishable samples will be destroyed after testing, others after one month from the date of issue of Test Certificates.

CELEBRATING
25
years
1996 - 2020

ensys
www.ensysindia.com



Ensys Technologies (I) Pvt. Ltd Ken Biolinks Pvt. Ltd.
Medisys Inc. Environmental Solutions Inc.

41, Seventh Avenue, Ashok Nagar, Chennai - 600 083
Tel: 044 - 23711259 / 23711297 | Fax: 044 - 24897752 | Email: ensys@ensysindia.com
AN ISO 9001:2015, ISO 14001:2015, ISO 45001:2018 CERTIFIED COMPANY

MONITORING / ANALYSIS REPORT

Our Ref:	ENLB/P6145/W96147/2122	Report Date:	05.04.2022
Issued To:	M/s. Momentive Performance Materials (India) Pvt Ltd, B-3, SIPCOT Industrial Park, Oragadam, Kancheepuram District	Your Ref:	
Sample Particulars:	Raw Sewage & Treated Sewage across STP Filters	Sampling Date:	29.03.2022

S.No	Parameters	Unit	Raw Sewage	Desirable Limits	Treated Sewage
1	pH @ 25°C	-	7.4	5.5 - 9.0	7.3
2	BOD ₃ @ 27 °C	mg/l	368	20	7
3	Total Suspended Solids	mg/l	275	30	8

Remarks/Recommendations

For Ensys India
Environmental Laboratory




A.P. →
Chemist

Authorized Signatory

Note: 1. Sample(s) not drawn by us, unless otherwise stated.
2. The results are true reproduction of tested samples at NABL accredited Laboratory.
3. Perishable samples will be destroyed after testing, others after one month from the date of issue of Test Certificates.

CELEBRATING
25
years
1996 - 2020

ensys
www.ensysindia.com



Ensys Technologies (I) Pvt. Ltd Ken BioLinks Pvt. Ltd.
Medisys Inc. Environmental Solutions Inc.

41, Seventh Avenue, Ashok Nagar, Chennai - 600 083.
Tel: 044 - 23711259 / 23711297 | Fax: 044 - 24897752 | Email: ensys@ensysindia.com
AN ISO 9001:2015, ISO 14001:2015, ISO 45001:2018 CERTIFIED COMPANY

MONITORING / ANALYSIS REPORT

Our Ref:	ENLB/P6145/E96145/2122	Report Date:	05.04.2022
Issued To:	M/s. Momentive Performance Materials (India) Pvt Ltd, B-3, SIPCOT Industrial Park, Oragadam, Kancheepuram District	Your Ref:	
Sample Particulars:	RAW EFFLUENT & ETP RO PERMEATE	Sampling Date:	29.03.2022

S.No	Parameters	Unit	Raw Effluent	Desirable Limits	ETP RO Permeate
1	pH @ 25 °C	-	7.5	5.5 - 9.0	7.2
2	BOD ₃ @ 27 °C	mg/l	2896	30	7
3	COD	mg/l	9896	250	12
4	Total Suspended Solids	mg/l	553	100	14
5	Total Dissolved Solids	mg/l	1913	2100	138
6	Oil and Grease	mg/l	21	10	BDL
7	Chloride as Cl	mg/l	453	1000	48
8	Sulphate as SO ₄	mg/l	439	1000	7

Remarks/Recommendations

For Ensys India
Environmental Laboratory



Co Seal

A.P.

Chemist


[Signature]

Authorised Signatory

- Note:
1. Sample(s) not drawn by us, unless otherwise stated.
 2. The results are true reproduction of tested samples at NABL accredited Laboratory.
 3. Perishable samples will be destroyed after testing, others after one month from the date of issue of Test Certificates.
 4. Desirable Limits for Treated Effluent

CELEBRATING
25
years
1996 - 2021

ensys
www.ensysindia.com



Ensys Technologies (I) Pvt. Ltd Ken Biolinks Pvt. Ltd.
Medisys Inc. Environmental Solutions Inc.

41, Seven Ill Avenue, Ashok Nagar, Chennai - 600 083.
Tel: 044 - 23711259 / 23711297 | Fax: 044 - 24897752 | Email : ensys@ensysindia.com
AN ISO 9001:2015, ISO 14001:2015, ISO 45001:2018 CERTIFIED COMPANY

MONITORING / ANALYSIS REPORT

Our Ref:	ENLB/CH/N33947/2122	Report Date:	05.04.2022
Issued To:	M/s. Momentive Performance Materials (India) Pvt Ltd, B-3, SIPCOT Industrial Park, Oragadam, Kancheepuram District	Your Ref:	
Sample Particulars:	NOISE LEVEL	Sampling Date:	29.03.2022

S. No	Location	Day time dB (A)		Night time dB (A)	
		In Monitoring area	Limits*	In Monitoring area	Limits*
1	Near Admin Office	34.6	75.0	23.7	70.0
2	Near Boundary Wall of Weigh Bridge	37.3		26.5	
3	Near Boundary Wall of Ware House	31.5		27.8	
4	Near Boundary Wall of HWS Shed	44.8		25.4	
5	Near Boundary Wall of ETP area	35.9		29.6	
6	Near Boundary Wall of HTF Area	38.7		21.3	
7	Near Boundary Wall of Fire Hydrant Pump	33.1		26.2	
8	Near Boundary Wall of Diesel Tank	36.2		24.9	

* The Noise Pollution (Regulation and Control) Rules 2000 in the Gazette of India, vide S.O. 123(E), dated 14.2.2000 - SCHEDULE (see rule 3(1) and 4(1)) Ambient Air Quality Standards in respect of Noise

Remarks/Recommendations:



Co Seal

Chemist

A.D. →


For Ensys India
Environmental Laboratory

Authorised Signatory

- Note:
1. Sample(s) not drawn by us, unless otherwise stated.
 2. The results are true reproduction of tested samples at NABL accredited Laboratory.
 3. Perishable samples will be destroyed after testing, others after one month from the date of issue of Test Certificates.

CELEBRATING
25
years
1996 - 2020

ensys
www.ensysindia.com



Ensys Technologies [I] Pvt. Ltd Ken Biolinks Pvt. Ltd.
Medisys Inc. Environmental Solutions Inc.

41, Seventh Avenue, Ashok Nagar, Chennai - 600 083.
Tel: 044 - 23711259 / 23711297 | Fax: 044 - 24897752 | Email: ensys@ensysindia.com
AN ISO 9001:2015, ISO 14001:2015, ISO 45001:2018 CERTIFIED COMPANY

MONITORING / ANALYSIS REPORT

Our Ref:	ENLB/CH/S33946/2122	Report Date:	05.04.2022
Issued To:	M/s. Momentive Performance Materials (India) Pvt Ltd, B-3, SIPCOT Industrial Park, Oragadam, Kancheepuram District	Your Ref :	
Sample Particulars:	Stack Emission Analysis	Sampling Date:	29.03.2022

S. No	Parameters	Units	DG Set 1 -Stack (700 kVA)	DG Set 2 -Stack (700 kVA)
1	Sampling Period	Timings	11.15 hrs - 11.45 hrs	10.45 hrs - 11.15 hrs
2	Stack Temperature	°C	153	192
3	Diameter of the stack	m	0.3	0.3
4	Stack Height	m	15	15
5	Stack Velocity	m/s	19.6	27.8
6	Discharge Flow rate	Nm ³ /Hr	4915	5136
7	Suspended ParticulateMatter(SPM)	mg/Nm ³	24.3	22.6
8	Oxides of Sulphur(SO ₂)	mg/Nm ³	BDL (DL-3.0)	BDL (DL-3.0)
9	Oxides of Nitrogen(NO ₂)	mg/Nm ³	53	55
10	Carbon Monoxide(CO)	ppm	BDL (DL-0.2)	BDL (DL-0.2)

Remarks/Recommendations:



Co Seal

A.P. →
Chemist


For Ensys India
Environmental Laboratory

Authorised Signatory

- Note:
1. Sample(s) not drawn by us, unless otherwise stated.
 2. The results are true reproduction of tested samples at NABL accredited Laboratory.
 3. Perishable samples will be destroyed after testing, others after one month from the date of issue of Test Certificates.

CELEBRATING
25
years
1996 - 2020

ensys
www.ensysindia.com



Ensys Technologies (I) Pvt. Ltd Ken Biolinks Pvt. Ltd.
Medisys Inc. Environmental Solutions Inc.


41, Seventh Avenue, Ashok Nagar, Chennai - 600 083
Tel: 044 - 23711259 / 23711297 | Fax: 044 - 24897752 | Email: ensys@ensysindia.com
AN ISO 9001:2015, ISO 14001:2015, ISO 45001:2018 CERTIFIED COMPANY

MONITORING / ANALYSIS REPORT

Our Ref:	ENLB/P1016/7727/2122	Report Date:	05.04.2022
Issued To:	M/s. Momentive Performance Materials (India) Pvt Ltd, B-3, SIPCOT Industrial Park, Oragadam, Kancheepuram District	Your Ref:	
Sample Particulars:	STACK EMISSION ANALYSIS	Sampling Date:	29.03.2022

S. No	Parameters(s)	Unit	Inference	
1	Stack connected to	-	Boiler -1.5 tons-2 Nos. (common Stack scrubber)	Stack attached to Thermic Fluid Heaters2 Nos / 6 LKcal each (Common Stack)
2	Type of Fuel used	-	HSD	HSD
3	Sampling period	Hrs	10.05 hrs - 10.35 hrs	10.30 hrs - 11.00 hrs
4	Stack Temperature	°C	121	135
5	Stack Diameter at Porthole	m	0.56	0.5
6	Stack Height	m	30	13
7	Stack Velocity	m/sec	3.9	8
8	Stack Discharge	Nm ³ /Hr	2138	2732
9	Suspended Particulate Matter (SPM)	mg/Nm ³	38.3	18.4
10	Oxides of Sulphur (as SO ₂)	mg/Nm ³	30.6	25.7
11	Oxides of Nitrogen (as NO ₂)	mg/Nm ³	41.7	21.9
12	Carbon Monoxide (as CO)	ppm	BDL (DL-0.2)	BDL (DL-0.2)

Remarks/Recommendations:



Co Seal

A.D →
Chemist


For Ensys India
Environmental Laboratory

Authorized Signatory

Note : 1. Sample(s) not drawn by us, unless otherwise stated.
2. The results are true reproduction of tested samples at NABL accredited Laboratory.
2. Perishable samples will be destroyed after testing, others after one month from the date of issue of Test Certificates.

CELEBRATING
25
years
1996 - 2020

ensys
www.ensysindia.com



Ensys Technologies (I) Pvt. Ltd Ken Biolinks Pvt. Ltd.
Medisys Inc. Environmental Solutions Inc.


41, Seventh Avenue, Ashok Nagar, Chennai - 600 083
Tel: 044 - 23711259 / 23711297 | Fax: 044 - 24897752 | Email: ensys@ensysindia.com
AN ISO 9001:2015, ISO 14001:2015, ISO 45001:2018 CERTIFIED COMPANY

MONITORING / ANALYSIS REPORT

Our Ref:	ENLB/P1015/S7628/2122	Report Date:	05.04.2022
Issued To:	M/s. Momentive Performance Materials (India) Pvt Ltd, B-3, SIPCOT Industrial Park, Oragadam, Kancheepuram District	Your Ref:	
Sample Particulars:	STACK EMISSION ANALYSIS	Sampling Date:	29.03.2022

S. No	Parameters(s)	Unit	Inference	
	Weather Condition: Clear			
1	Stack connected to	-	Scrubber Outlet 1 [Kneader Stack- Scrubber]	Scrubber Outlet 2 [OFF gas from Elastomer & Specialty Plants]
2	Sampling period	hrs	10.25 hrs to 10.55 hrs	11.30 hrs to 12.00 hrs
3	Stack - Gas Temperature	°C	77	83
4	Stack Diameter at porthole	m	0.35	0.35
5	Stack height	m	13	13
6	Stack - Gas Velocity	m/sec	5.7	7.3
7	Stack - Gas discharge	Nm ³ /hr	493.5	527.1
8	Suspended Particulate Matter (SPM)	mg/Nm ³	22.9	19.9
9	Oxides of Sulphur (as SO ₂)	mg/Nm ³	BDL (DL - 3.0)	BDL (DL - 3.0)
10	Oxides of Nitrogen (as NO ₂)	mg/Nm ³	BDL	BDL
11	Acid Mist	mg/Nm ³	1.9	1.8

Remarks/Recommendations:



Co Seal

Chemist

For Ensys India
Environmental Laboratory

Authorised Signatory

Note : 1. Sample(s) not drawn by us, unless otherwise stated.
2. The results are true reproduction of tested samples at NABL accredited Laboratory.
3. Perishable samples will be destroyed after testing, others after one month from the date of issue of Test Certificates.

FORM V			
Rule No 14 ,Under Environmental Protection Rules 1986			
Environmental Statement For The Financial Year Ending The 31 st March 2022			
PART A			
i)	Name and address of the owner/Occupier of the industry operations or process	Mr. B.Balaji, M/s. Momentive Performance Materials (India) Pvt. Ltd, B-3 Sipcot Industrial Growth Center, Oragadam,Sriperumbudur(Tk), Kanchipuram(Dist.),Tamilnadu - 602 105	
ii)	Industry category Primary- (STC code) Secondary - (STC Code)	Red	
iii)	Production capacity - Units -	PRODUCTS	MT / MONTH
		Silicone Fluids(Aminos/PDMS)	141
		(AB)n/Quats	78
		Silicone Emulsion	156
		Hard Coats	27
		Silicone Polymer & Elastomer (HCR)	135
		Silicone Sealant Repacking	125
		Silicone Surfactants (UA/Personal Care blend)	243
		By-Product Details	
		Octa methyl Cyclo Tetra Siloxane(OMCTS/Poly Dimethyl Siloxane(PDMS)	150
		Dimethyl Siloxane (PDMS) Heat Cured rubber gum	49
iv)	Year of Establishment	2009	
v)	Date of last Environmental statement submitted	23-09-2021	
PART B			
{1} Water and Raw Material Consumption			
	Water consumption M3 / Day -Total	21 M ³ / day	
	Process	6 M ³ / day	
	Cooling & Boiler	6 M ³ / day	
	Domestic	9 M ³ / day	
	Name of the products	Process water consumption per unit of product output	
		During the previous financial Year(20-21)	During the Current financial Year (21-22)M3 / MT
		{1}	{2}
	1 Silicone Fluids(Aminos/PDMS)	(Refer Annexure -1)	(Refer Annexure -1)
	2 Abn Quats		
	3 Silicone Emulsion		
	4 UV Hard Coats		
	5 Silicone Polymer & Elastomer (HCR)		
	6 Silicone Sealant Repacking		
	7 Silicone Surfactants (UA/Personal Care blend)		
{2} ** Raw Material Consumption			
	Name of the Raw material	Name of the products	Consumption of the raw material per unit
			During the previous financial year (20-21)
(Refer Annexure - 2)			
** Industry may use codes if disclosing details of raw material would violate Contractual obligations ,otherwise all industries have to name the raw materials used			

PART C				
Pollution discharged to Environment/ Unit of Output				
[Parameter as specified in the consent issued				
Pollution	Quantity of pollutants Discharged (Mass / Day)	Concentrations of Pollutants in discharges Mass / Volume	Percentage of variation from prescribed standards with reasons	
Water				
Process waste water	4.3 M ³ / Day	Zero Liquid discharge plant the	Within the limits	
Domestic waste water	9.0 M ³ / Day	Biologically treated & The treated water reused for Gradening	Within the limits	
Air	Utilities & Process off gas stack discharged as per norms		Within the limits	
PART D				
Hazardous waste				
As specified under Hazardous and Other Wastes (Management and Transboundary Movement) Rules, 2016				
Hazardous wastes		Total Quantity (Kg)		
		During the previous financial Year(20-21)	During the Current financial Year (21-22)	
a) Process	(Refer Annexure - 3)			
b) From pollution control Facilities				
PART E				
Solid wastes				
		Total Quantity		
		During the previous financial Year(20-21)	During the Current financial Year (21-22)	
a) Process	(Refer Annexure - 3)		(Refer Annexure - 3)	
b) From pollution control Facilities				
c) Quantity Recycled or reutilised within the unit				
d) Solid				
e) Disposed				
PART F				
Please specify the characteristics (in terms of concentration and quantum) of hazardous as well as solid wastes and indicate disposal practice adopted for both these categories of wastes.				
(Refer Annexure - 3)				
PART G				
Impact of the pollution control measures taken on conservation of natural resources and consequently on the cost of production.				
(Refer Annexure - 4)				
PART H				
Additional measures/investment proposal for environmental protection including abatement of pollution.				
(Refer Annexure - 5)				
PART- I				
Any other particulars in respect of environmental protection and abatement of pollution.				
(Refer Annexure - 6)				

Annexure 1

Water consumption per unit of product output

S No	Products	Raw Materials	From April-2020 to March-2021	From April-2021 to March-2022
			M3/MT	
1	Aminosiloxane	Octra Methyl Cyclo Tetra Siloxane (D 4)	NIL	NIL
		Catalyst		
		Siloxane		
2	Abn Quats	De-Mineralised Water	0.0201	0.0202
3	Emulsion	De-Mineralized Water *	0.513	0.512
4	UV Hard Coats	Methoxy Propanol	NIL	NIL
		Lucirin		
		Baysillon		
		Hard Coat		
		Ebecryl		
		Tinuvin 123		
5	Heat Cured rubber HCR	Heat Cured Rubber Gum	NIL	NIL
		Silica-Fumed/ Precipitated		
		HMDZ		
		Dispersion oils		
		Base Rubber		
6	Ureathene Additives blends	Polyvornol	NIL	NIL
		Silicone polymers		
		Soybean oil		
		Dipropyleneglycol		
		Isopropanol		
		Ucar Filmer		
		Diluents		
7	Sealants	Sealants from our other companies	NIL	NIL
* DM water is purchased externally				

Annexure 2				
Raw material consumption				
S No	Products	Raw Materials	From April-2020 to March-2021	From April-2021 to March-2022
1	Aminosiloxane	Octra Methyl Cyclo Tetra Siloxane (D 4)	0.9986	0.9985
		Catalyst	0.0021	0.0021
		Siloxane	0.0165	0.0166
2	Abn & Quats	Si-H fluid	0.8350	0.8352
		Amine Salt Solution	0.0993	0.0991
		Downol	0.0920	0.0920
		De-Mineralised Water	0.0200	0.0202
3	Emulsions	Silicone Oil	0.2090	0.2090
		Additives (Acetic Acid & Polyethylene glycol)	0.2810	0.2810
		De-Mineralized Water *	0.5110	0.5120
4	UV Hard Coats	Methoxy Propanol	0.3100	0.3100
		Lucirin	0.0096	0.0095
		Baysillon	0.0790	0.0790
		Hard Coat	0.0420	0.0421
		Ebecryl	0.5600	0.5600
		Tinuvin 123	0.0030	0.0030
5	Heat Cured rubber HCR	Heat Cured Rubber Gum	0.0282	0.0283
		Silica-Fumed/ Precipitated	0.0288	0.0000
		HMDZ	0	0
		Dispersion oils	0.002	0.002
		Base Rubber	0.9430	0.9430
6	Ureathene Additives blends	Polyvornol	0	0
		Silicone polymers	0.6850	0.6851
		Soybean oil	0	0
		Dipropyleneglycol	0.3250	0.3249
		Isopropanol	0	0
		Ucar Filmer	0	0
		Diluents	0	0
7	Sealants	Sealants from our other companies	Repacking	Repacking

ANNEXURE - 3
Part - D

Hazardous Wastes

Waste Source	Haz category no.	During previous financial year		UOM	Disposal Method	
		(20-21)	(21-22)			
(a)	From Process:					
	Used / Spent Oil	5.1	1.17	1.46	MT	Disposed to TNPCB Authorized Recycler
	Spent solvent	20.2	71.95	79.31	MT	Disposed to TNPCB Authorized Recycler
	Process residue - Cotton waste, used gloves contaminated with silicone residue	27.1	45.96	45.07	MT	Disposed to Tamil Nadu Waste Management facility at Gummidiipoondi.
	Empty barrels/containers/liners contaminated with hazardous chemicals /wastes	33.1	272.28	377.28	MT	Disposed to T. Sathya Narayana Chetty, Chennai.
From pollution control facility :						
(b)	Chemical Sludge from waste water treatment	35.3	19.19	19.69	MT	Disposed to Tamil Nadu Waste Management facility at Gummidiipoondi.

Solid Wastes (Non Hazardous waste)

Waste Source	During previous financial year(20-21)	During current financial year (21-22)	UOM
(a)			
Process			
Waste cotton boxes / Packing materials/Plastic covers	83.83	87.5	MT
(b)			
From Pollution Control Facility			
Sewage Treatment Plant Bio Sludge	1.61	1.44	MT
(c)			
Quantity recycled or re-utilized within the unit	Nil	Nil	MT

Part - G
Annexure - 4
Impact of the Pollution control measures on
Natural Resources Conservation

Conservation measures

A Water conservation

B Power conservation

C Soil conservation measures

A Water conservation

- 1 Replacement of toilet fixtures to reduce the water consumption

Treated water Sewage and Effluent treatment plant are operated and maintained by the
2 third party competent person and the discharge water is being reused for process
/Gardening needs within the premises, thereby Raw water procurement is optimized.

- 3 Awareness on conservation of water among the workers are practiced

- 4 Display boards on effective utilization of water as an eye opener.

- 5 To conserve and effective utilization of water, Orifice plates provided in the pipe line and
information boards displayed at the utility points.

- 6 Rain water Harvesting system incorporated to maintain/increase the underground water
level at the site

- 7 Collected rainwater is used for gardening purposes

- 8 To control and to monitor the water consumption Water Flow meters fixed in all utility
points and wherever specific consumption is high conservation measures will be taken.

- 9 Necessary manpower is provided to monitor the conservation programme

- 10 All water taps and pipe lines were monitored periodically and replace the defects to
minimize the water wastages.

B Power conservation

- 1 Old reciprocating compressors are replaced with high energy efficient screw compressors
- 2 High efficiency equipments are in service to perform and conserve naturally occurring fuels
- 3 Switching off the Electrical equipments in time to avoid waste electrical energy.
- 4 Installed Capacitors to attain the Power factors up to 98%
- 5 Energy saving Fluorescence bulbs are used instead of the conventional Incandescence bulbs
- 6 Natural illuminations is effectively utilized and usage of electrical lights are minimized.
- 7 Display boards on effective utilization of power as an eye opener.
- 8 Periodical Cleaning of lighting covers and shades to minimize more number of lights and for effective illumination
- 9 Periodical Preventive maintenance is in practice, thereby excess noise released and energy consumed by the equipment is minimized.

C Soil conservation measures

- 1 The site is fully covered with walls with suitable drains there by erosion of soil due to heavy rain is minimized.
- 2 Rain water Harvesting system existing to minimize the soil erosions.
- 3 Plantation of trees to minimize the soil erosion.
- 4 Proper drains and trenches to minimize the earth erosion

Annexure 5

Part - H

Additional measures proposed for Environment protection and pollution prevention.

Proposed cost for implementing of Environment management system for the financial year - 2021 to 2022

S No	Area of development	Operational Cost in Lakhs / year
1	Projects to reduce energy & fuel consumptions.	17.1
2	ETP & STP Annual Maintenance by third party competent person	15.6
3	Environmental Monitoring By TNPCB - Central Advanced Lab	1.7
4	Environmental Monitoring by third party competent person	10.1
6	Safe Disposal of Hazardous waste by third party competent person	14.3
7	Green Belt development	2.0
8	Maintenance of gardening and House keeping	5.0
9	Display on Environment related Boards/signs	1.0
Total per Annum in INR		66.8

Environment Monitoring system

- 1 Environment is monitored round the clock. Patrolling round by Environment department, Shift in-charges, field section in-charges and Security personals. Any deviations noticed, Immediate corrective actions initiated.
- 2 Members of Environmental Management cell is force for exclusive monitoring of Environment.
- 3 Environmental Measuring and Monitoring by Third party competent persons

Details as follows:

Monitoring Frequency: once in a month

Method of sampling: ISO-Kinetic, Manual Procedure.

Monitoring Parameters: As per TNPCB Norms

Results: With in the norms

Particulars of monitoring

Ambient Air quality monitoring

Stack emission monitoring

Noise monitoring

ETP/STP inlet/outlet monitoring

working Zone monitoring

- 4 Ambient Air quality Monitoring at plant premises
- 5 Waste water quality : Domestic(STP)
- 6 ETP Zero Liquid Discharge: Outlet of Effluent treatment Plant (24 hours Continuous monitoring)
- 7 Noise level : Noise level Measurement at:
 - 1 Administration Block
 - 2 Process Air Blower area
 - 3 Compressor room
 - 4 D G Set area
 - 5 Boundary of the plant
- 8 Quality Physical & Chemical parameters and metals in Soil by Grab sampling method in Pre-monsoon and post Monsoon season.

Part - I
Annexure 6

) Initiatives on Environments protection abatement

- 1 Boiler feed water automation project implemented to reduce the LDO consumption and emission
- 2 Non hazardous waste to biogas conversion through authorized vendor
- 3 Focused Green belt development. More than 30% of the site area is covered by greenery plantations.
- 4 More than 100 Number of tree samplings planted during June 5 ,World Environment day in and around the plant premises
- 5 Conducting Environmental related awareness programmes, quiz programmes are
- 6 conducted during June 5 ,World Environment day.
- 7 We plan for Conducting training on Environmental awareness for the nearby village school students
- 8 Separate Bins placed at section wise for effective disposal of Bio-gradable,non bio-gradable wastes, Biomedical waste(Mask)
- 9 All the storages were provided with dyke arrangement.